


Office of the City Clerk



Clerk of the Council

Lobbying Bureau Annual Report

Michael McSweeney
City Clerk, Clerk of the Council

Damaris Acosta
Deputy City Clerk

Alisa Fuentes
Deputy City Clerk

Patrick L. Synmoie
Counsel to the City Clerk

Jaime Chirichella
Deputy General Counsel

Brenda Hernandez
Paralegal

Walter Carcione
Chief Investigator

Olga Tsurbanova
Investigator

March 1, 2025

Table of Contents

Introduction..... 1

(i) Number of complaints received from the public and the disposition of such complaints..... 1

(ii) Number and amount of civil penalties imposed pursuant to subdivisions (a), (b), (c) and (d) of § 3-223 of the Administrative Code..... 2

2023 Reports (Sixth Periodic Reports and Client Annual Reports)..... 3

2024 Statements of Registration and Periodic Reports..... 3

2024 Fundraising and Political Consulting Reports..... 4

2024 Termination Notices 4

(iii) Number and duration of orders issued pursuant to subdivision (a) of § 3-223 of the Administrative Code..... 4

(iv) Number of random audits conducted by the city clerk and outcomes thereof. 4

(v) Compliance programs developed and implemented for Lobbyists and clients. 5

Training 6

Outreach Efforts 6

Other Compliance Efforts..... 7

(vi) The types and number of requests for assistance related to the lobbying law received by the city clerk. 8

(vii) The number of lobbyists filing statements of registration pursuant to § 3-213 of the Administrative Code for the first time..... 9

(viii) The subject matter of lobbying activity most frequently reported by lobbyists and lobbyist/client filers. 9

(ix) The lobbying targets most frequently reported by lobbyists and lobbyist/client filers. 9

(x) The lobbyists and lobbyist/client filers that reported the highest compensation..... 9

(xi) Other information and analysis..... 9

Number of Reporting Lobbyists and Clients..... 10

Outlook For 2025 10

Analysis of Lobbying Data 11

TOP TEN LOBBYISTS OF 2024 BY COMPENSATION 12

TOP TEN LOBBYISTS OF 2023 BY COMPENSATION 14

TOP TEN LOBBYISTS OF 2022 BY COMPENSATION 15

TOP TEN LOBBYISTS OF 2021 BY COMPENSATION 16

COMPARISON OF COMPENSATION OF LOBBYISTS FROM 2021-2024..... 17

COMPARISON OF COMPENSATION OF TOP LOBBYISTS FROM 2021-2024 18

TOP TEN LOBBYISTS OF 2024 BY NUMBER OF CLIENTS REGISTERED 19

COMPARISON OF TOTAL CLIENT CONTRACTS FROM 2021-2024..... 20

COMPARISON OF TOTAL CLIENTS OF TOP LOBBYISTS FROM 2021-2024..... 21

TOP TEN LOBBYIST/CLIENT FILERS OF 2024 BY COMPENSATION 22

COMPARISON OF LOBBYIST/CLIENT FILERS' COMPENSATION FROM FROM 2021-2024	24
COMPARISON OF LOBBYISTS' AND LOBBYIST/CLIENT FILERS' COMPENSATION FROM 2021-2024	25
TOP TEN CLIENTS OF 2024 BY COMPENSATION TO ALL RETAINED LOBBYING FIRMS	26
TOP CLIENTS OF 2024 BY RETAINED LOBBYING FIRMS	28
TOP TEN LOBBYING CONTRACTS IN 2024	29
TOP LOBBYISTS OF 2024 BY NUMBER OF EMPLOYEES	30
TOP LOBBYIST/CLIENT FILERS OF 2024 BY NUMBER OF EMPLOYEES	31
DISTRIBUTION OF CLIENTS' INDUSTRIES IN 2024	32
COMPARISON OF CLIENTS' INDUSTRIES FROM 2021-2024	33
DISTRIBUTION OF SUBJECT CATEGORIES OF 2024	34
TOP TARGETS OF 2024	36
ANALYSIS OF FUNDRAISING REPORTS 2024	37
ANALYSIS OF LOBBYING BUREAU STAFF TIME BY SUBJECT CATEGORY	38
DISTRIBUTION OF TELEPHONE INQUIRIES BY SUBJECT CATEGORY	39
COMPARISON OF TELEPHONE INQUIRIES BY SUBJECT CATEGORY FROM 2021-2024	41
DISTRIBUTION OF EMAIL INQUIRIES BY SUBJECT CATEGORY	42
COMPARISON OF EMAIL INQUIRIES BY SUBJECT CATEGORY FROM 2021-2024	44
APPENDIX A	A-1
APPENDIX B	B-1
APPENDIX C	C-1
APPENDIX D	D-1
APPENDIX E	E-1
APPENDIX F	F-1
APPENDIX G	G-1
APPENDIX H	H-1
APPENDIX I	I-1

Introduction

Lobbying in the City of New York is governed by Administrative Code §§ 3-211 through 3-223 and Chapter 1 of Title 51 of the Rules of the City of New York (collectively, the “Lobbying Law”). This is the nineteenth annual report issued by the Lobbying Bureau (the “Lobbying Bureau”) of the Office of the City Clerk (the “City Clerk”) pursuant to § 3-212(c) of the Administrative Code of the City of New York (the “Administrative Code”), the text of which follows:

The city clerk shall prepare and post on the internet an annual report relating to the administration and enforcement of the provisions of this subchapter. Such report shall contain information regarding (i) the number of complaints received from the public and the disposition of such complaints; (ii) the number and amount of civil penalties imposed pursuant to subdivisions (a), (b), (c) and (d) of section 3-223 of this subchapter; (iii) the number and duration of orders issued pursuant to subdivision (a) of section 3-223 of this subchapter; (iv) the number of random audits conducted by the city clerk and outcomes thereof; (v) compliance programs developed and implemented for lobbyists and clients; (vi) the types and number of requests for assistance related to the lobbying law received by the city clerk, and, as soon as practicable, the average response and resolution times of such requests; (vii) the number of lobbyists filing statements of registration pursuant to section 3-213 of this subchapter for the first time; (viii) the subject matter of lobbying activity most frequently reported by lobbyists; (ix) the lobbying targets most frequently reported by lobbyists; (x) the lobbyists that received the highest compensation; and (xi) such other information and analysis as the city clerk deems appropriate. Such report shall be posted on the internet no later than March first of each year and shall contain information relating to the preceding calendar year.

Listed hereafter is the information required by the Administrative Code for calendar year 2024.

(i) Number of complaints received from the public and the disposition of such complaints.

In 2024, two complaints were closed. With respect to the first complaint, the City Clerk found no probable cause that Carlo A. Scissura violated Administrative Code §§ 3-213(a)(1), 3-

216(a)(1) or 3-217(a) *et seq.* With respect to the second complaint, the City Clerk found no probable cause that Joshua Mehlman violated such provisions of the Administrative Code.

Three new complaints were opened in 2024. As of February 28, 2025, they remain open.

(ii) Number and amount of civil penalties imposed pursuant to subdivisions (a), (b), (c) and (d) of § 3-223 of the Administrative Code.

Violators of the Lobbying Law are subject to the penalties detailed in Administrative Code § 3-223 *et seq.* Pursuant to Administrative Code § 3-223(a), the penalties for knowing and willful violations of the Lobbying Law include: a civil penalty not to exceed \$30,000; the issuance of a cease and desist order; or both a civil penalty and a cease and desist order. Pursuant to Administrative Code § 3-223(b), violators are subject to a civil penalty not to exceed \$30,000 for violating a cease and desist order or for violating the proscription against contingency agreements. In addition to penalties for any late filing, pursuant to Administrative Code § 3-223(c), violators may be subject to a civil penalty, not to exceed \$20,000, if a violation is not cured. Lastly, for any violation of the Lobbying Law not covered in the foregoing provisions, pursuant to Administrative Code § 3-223(d), violators may be subject to a civil penalty not to exceed \$20,000 if a violation is not cured.

Listed below are the late filing and civil penalties¹ incurred for each reporting period as of February 28, 2025.

¹The late filing penalties contained in this report are restricted to penalties resulting from the late filing of 2023 annual reports (client annual reports, sixth periodic reports, and sixth periodic fundraising and political consulting reports) and 2024 filings including: statements of registration, first through fifth periodic reports, and first through fifth periodic fundraising and political consulting reports.

2023 Reports (Sixth Periodic Reports and Client Annual Reports)

The Lobbying Bureau identified 39 Lobbyists² who failed to timely file an aggregate of 48 sixth periodic/annual reports³ for 2023. For this failure, such Lobbyists incurred \$17,650 in aggregate late filing penalties. (See [Appendix A](#) attached hereto.)

The Lobbying Bureau identified 321 late client annual reports. For this failure, such clients incurred \$134,876.25 in aggregate late filing penalties. (See [Appendix B](#) attached hereto.)

No civil penalties were warranted for the late filing of the above-listed reports.

2024 Statements of Registration and Periodic Reports

The Lobbying Bureau identified 92 Lobbyists who failed to timely file an aggregate of 163 statements of registration. For this failure, such Lobbyists incurred \$83,680 in aggregate late filing penalties. (See [Appendix C](#) attached hereto.)

One hundred and twenty-five Notices to Cure were sent to Lobbyists who failed to timely pay registration fees or submit retainer or amended retainer agreements. The Lobbyists cured such failures either by paying the fees or submitting the retainers.

The Lobbying Bureau identified 28 Lobbyists who failed to timely file an aggregate of 35 first periodic reports. For this failure, such Lobbyists incurred \$13,940 in aggregate late filing penalties. (See [Appendix D](#) attached hereto.)

The Lobbying Bureau identified 31 Lobbyists who failed to timely file an aggregate of 45 second periodic reports. For this failure, such Lobbyists incurred \$11,250 in aggregate late filing penalties. (See [Appendix E](#) attached hereto.)

The Lobbying Bureau identified 19 Lobbyists who failed to timely file an aggregate of 25 third periodic reports. For this failure, such Lobbyists incurred \$7,850 in aggregate late filing penalties. (See [Appendix F](#) attached hereto.)

The Lobbying Bureau identified 30 Lobbyists who failed to timely file an aggregate of 104 fourth periodic reports. For this failure, such Lobbyists incurred \$10,500 in aggregate late filing penalties. (See [Appendix G](#) attached hereto.)

²As used throughout this report, “Lobbyists” refers to lobbying entities as well as lobbyist/client entities.

³The Lobbying Bureau has historically treated the sixth periodic report as equivalent to an annual report for Lobbyists.

The Lobbying Bureau identified 33 Lobbyists who failed to timely file an aggregate of 38 fifth periodic reports. For this failure, such Lobbyists incurred \$2,800 in aggregate late filing penalties. (See [Appendix H](#) attached hereto.)

No civil penalties were warranted for the late filing of the above-listed reports.

2024 Fundraising and Political Consulting Reports

The Lobbying Bureau identified 4 Lobbyists who failed to timely file a total of 4 fundraising and political consulting reports. For this failure, such Lobbyists incurred \$1,750 in aggregate late filing penalties. (See [Appendix I](#) attached hereto.)

No civil penalties were warranted for the late filing of fundraising and political consulting reports.

2024 Termination Notices

Eighty-nine Notices to Cure were sent to Lobbyists who failed to timely file termination notices. The filers cured such failures either by filing the missing termination notice or extending the lobbying contract. No civil penalties were warranted for missing termination notices.

(iii) Number and duration of orders issued pursuant to subdivision (a) of § 3-223 of the Administrative Code.

None.

(iv) Number of random audits conducted by the city clerk and outcomes thereof.

The Lobbying Bureau selected 45 Lobbyists for audit in 2024. The 2024 audits encompassed an examination of all filings made in 2023 by the 45 randomly selected Lobbyists and associated clients to determine if such filings were complete, accurate, timely filed and otherwise in compliance with the Lobbying Law. The audits resulted in 63 findings and 63 required actions. Samples of audit findings included: reporting incorrect compensation and reimbursed expenses; reporting incorrect subject categories; failing to report all lobbying activity; failing to properly describe subject details; failing to report targets and contact names; reporting incorrect

targets; failing to report addresses of subject properties; inadvertently listing the names of children of lobbying employees in the statement of registration; failure to provide correct home addresses of employees lobbying for client; failure to include lobbyist and/or co-lobbyist in client annual reports; reporting inverted employee names; failure to include the compensation amount in the retainer; failure to upload the correct retainer agreement in the statement of registration; and failure to include the correct number of employees on a statement of registration or an authorization letter. Samples of required actions included: correcting compensation and reimbursed expense amounts; reporting correct subject categories; reporting all lobbying activity; amending reports to properly describe subject details; reporting targets and contact names; reporting correct targets; reporting subject addresses; removing the names of children of lobbying employees from the statement of registration; reporting the correct addresses of employees lobbying for the client; reporting lobbyist and/or co-lobbyist in the client annual report; correcting inverted employee names in the statement of registration; including compensation amount in the retainer; uploading correct retainer agreement in the statement of registration; and reporting the correct number of employees in a statement of registration or an authorization letter.

(v) Compliance programs developed and implemented for Lobbyists and clients.

The Lobbying Bureau works with filers⁴ to improve compliance with the Lobbying Law in a variety of ways including training, outreach and other educational efforts. In addition, the Lobbying Bureau receives numerous telephone and e-mail inquiries throughout the year including: requesting assistance with filing reports; answering questions regarding requirements of the Lobbying Law; and providing technical assistance with e-Lobbyist. See [*\(vi\) The types and number of requests for assistance related to the lobbying law received by the city clerk*](#) for further information. Responding to these questions and requests for assistance continues to be an integral part of the Lobbying Bureau's daily functions.

⁴As used throughout this report, unless otherwise stated, "filers" refers to lobbyist entities, lobbyist/client entities and client entities.

Training

Pursuant to the Administrative Code, Lobbyists must complete mandatory training biennially. If a Lobbyist registers 30 or more clients and lists 5 or more lobbying officers or employees, then two officers or employees, one of whom must have lobbied in the prior year, must complete the training.

In 2024, in connection with the mandatory training program, the Lobbying Bureau conducted a total of 8 training sessions (3 lobbyist sessions and 5 lobbyist/client filer sessions) with approximately 265 attendees. Each session included a detailed overview of the requirements of the Lobbying Law and provided in-depth instructions on filing reports in e-Lobbyist. Sessions were held remotely via the Microsoft Teams platform. Eighty-six Lobbyists opted to fulfill the training requirement by viewing a pre-recorded video. In 2024, the Lobbying Bureau continued to ensure that first time filers were notified of the training requirement when lobbying activities commenced. New filers were emailed a training video and advised of the requirement upon their enrollment in the e-Lobbyist system. In addition, new clients were emailed an informational power point presentation detailing the Lobbying Law and its requirements.

Twenty-Four Notices to Cure were served in connection with the failure of Lobbyists to attend mandatory training. Twenty-three entities cured by completing training. Enforcement proceedings are pending against one entity.

Outreach Efforts

Notification to Recipients of Discretionary Funds under the City Council Fiscal Year 2025 Adopted Expense Budget - Schedule C

The Lobbying Bureau sent approximately 1,863 emails to entities that received discretionary funding from the City Council for fiscal year 2025 but were not registered as New York City Lobbyists. Enclosed with the email was a summary of the Lobbying Law. The email alerted entities to the Lobbying Law and encouraged them to review their activities and related compensation and expenses to determine whether they were required to comply. The Lobbying Bureau received numerous telephone and email inquiries because of this outreach effort. In

addition, the Lobbying Bureau scheduled informational conference calls for entities which requested in-depth guidance and assistance.

Comparison of New York City and New York State Lobbying Reports

The Lobbying Bureau continued its efforts to uncover unreported City lobbying in 2024 by comparing 7,166 statements of registration filed with the New York State Commission on Ethics and Lobbying in Government (“COELG”)⁵ with statements of registration filed with the Lobbying Bureau as of August 13, 2024.

In total, 107 entities reported lobbying City targets with COELG but did not file a statement of registration with the Lobbying Bureau. Seventy-two were either below the threshold or already filing in e-Lobbyist. The Lobbying Bureau sent notices regarding thirty-five statements of registration. Thirty-one statements of registration were either amended to remove inadvertent targets or the related entity submitted affidavits affirming that they were not required to file statements of registration because: (1) the entity inadvertently listed a New York City target on the COELG statement of registration or retainer agreements when no City lobbying took place; or (2) the entity did not exceed the \$5,000 reporting threshold for City lobbying. Four statements of registration were filed and three entities received notices to cure due to late filing penalties.

Other Compliance Efforts

The Lobbying Bureau examines reports filed on e-Lobbyist to determine the accuracy of the information contained in the statements of registration, retainer agreements and periodic reports. In 2024, the Lobbying Bureau reviewed approximately 2,898 retainer agreements filed by lobbyists to ensure that the retainer agreements complied with the Lobbying Law.

Retainer Issues

All retainer agreements must contain: (1) the compensation payable to the lobbyist; (2) the client’s name; (3) the terms of any third-party payments for the lobbyist’s services; and (4) the duration of the term of representation, including the specific start date. See [Chapter 1 of Title 51](#)

⁵Formerly known as the Joint Commission on Public Ethics.

[of the Rules of the City of New York § 1-08](#). The Lobbying Bureau identified approximately 41 statements of registration which contained retainer issues including: (1) failure to include a full force and effect letter, (2) failure to upload the original retainer with the amended retainer, and (3) uploading the wrong retainer. Non-compliant lobbyists were contacted and required to correct the retainer issues within the cure period. No civil penalties were warranted for retainer issues.

Date Issues

In order to resolve date discrepancies, the Lobbying Bureau cross-checked start and end dates listed on the statements of registration with the corresponding retainer agreements contained in e-Lobbyist. The Lobbying Bureau identified approximately 47 statements of registration which contained issues with start and end dates in Lobbyists' filings by comparing the dates on the statements of registration with the dates listed on the related retainer agreements. Lobbyists were instructed to cure by amending either the date on the statement of registration or the date on the corresponding retainer agreement. Eleven Notices to Cure were served on Lobbyists. The Lobbyists cured the date issues, and no civil penalties were imposed.

Entity Name Issues

To resolve entity name discrepancies, the Lobbying Bureau cross-checked client names listed on the statements of registration and retainer agreements with the client enrollment name. The Lobbying Bureau identified 59 statements of registration which contained entity name issues. Notices to Cure were served on 6 Lobbyists. The Lobbyists were instructed to cure by: (1) filing an amended statement of registration with an amended retainer agreement listing the correct name; or (2) enrolling the new entity and filing reports under the new entity name. The Lobbyists cured the entity name issues and no civil penalties were imposed.

(vi) The types and number of requests for assistance related to the lobbying law received by the city clerk.

In 2024, the Lobbying Bureau recorded its activities and the types and number of requests received.⁶ From January 1, 2024 through December 31, 2024, the Lobbying Bureau's time was

⁶All data is compiled from information recorded and reported by Lobbying Bureau staff members and constitute best estimates.

allocated as follows: compliance 43%, enforcement 20%, audits 18%, investigations 9%, e-Lobbyist assistance 6%, and outreach/training 4% (see page [38](#)).⁷ In addition, the Lobbying Bureau received approximately 917 telephone calls (see pages [39-41](#)) and 8,475 email requests (see pages [42-44](#)). The majority of telephone calls consisted of compliance inquiries. The majority of emails involved filers requesting assistance in completing an e-Lobbyist enrollment.

(vii) The number of lobbyists filing statements of registration pursuant to § 3-213 of the Administrative Code for the first time.

In 2024, 48 Lobbyists filed statements of registration for the first time. This is a 9% decrease from the previous year. Twenty-two of these entities are lobbyists and 26 entities are lobbyist/client filers. The 26 lobbyist/client filers' industry categories were reported as follows: 5 banking & financial services; 5 public, community interest & not-for-profit organizations; 4 environment & natural resources; 3 real estate, construction, engineering & developers; 2 entertainment & sports; 2 labor; 2 technology, telecommunications & other media; 1 education; 1 manufacturing; and 1 tourism.

(viii) The subject matter of lobbying activity most frequently reported by lobbyists and lobbyist/client filers.

See [Analysis of Lobbying Data](#) and charts on pages [34-35](#).

(ix) The lobbying targets most frequently reported by lobbyists and lobbyist/client filers.

See [Analysis of Lobbying Data](#) and chart on page [36](#).

(x) The lobbyists and lobbyist/client filers that reported the highest compensation.

See [Analysis of Lobbying Data](#) and charts on pages [12-18](#) and [22-25](#).

(xi) Other information and analysis.

⁷Total may vary due to rounding.

Number of Reporting Lobbyists and Clients

For calendar year 2024, approximately 634 Lobbyists filed statements of registration on behalf of 2,267 clients⁸. Such Lobbyists paid approximately \$208,100 in registration fees.

Outlook For 2025

In April 2024, the City Clerk was asked to testify before The New York City Council Committee on Governmental Operations, State & Federal Legislation which has jurisdiction over federal and state legislation (including Home Rule requests) and municipal governmental structure and organization. The City Clerk was asked to comment on pending legislation regarding post-employment restrictions on former elected officials and officers and employees of the City of New York pursuant to Chapter 68 of the New York City Administrative Code. In addition, the City Clerk provided testimony on all aspects of its operations including: staffing levels; the number of audits and investigations; the amount of late penalties imposed; knowing and willful violations; proactive investigations; its efforts to locate unregistered Lobbyists; and outreach and education for city employees and city policy makers. The City Clerk took special notice of the areas of inquiry and has plans to increase its initiatives to include the committee's recommendations in the upcoming year.

In 2025, the Lobbying Bureau will remain focused on compliance and enforcement of the Lobbying Law. The Lobbying Bureau intends to expand its education and outreach programs, specifically targeting elected officials and city agencies, and consequently broadening awareness of the Lobbying Laws and their application. In addition, the Lobbying Bureau plans to expand its protocol to review currently untapped sources of information that may assist the city clerk in identifying unreported lobbying.

The Lobbying Bureau will continue to: (1) fulfill its statutory mandates; (2) confirm the veracity of reports filed by Lobbyists and clients; (3) check information contained in the reports to verify the accuracy of the filings and resolve any discrepancies; (4) respond to requests for guidance and interpretations of the Lobbying Law; (5) conduct random audits; and (6) investigate

⁸Clients that hired multiple lobbyists were counted only once in this total number.

unreported lobbying. The Lobbying Bureau intends to focus additional efforts on staff training and development, increasing its outreach efforts and completing its pending advisory opinions.

In the upcoming year, the Lobbying Bureau will continue its efforts to collaborate with the NYC Office of Technology and Innovation (“OTI”)⁹, and other city agencies, to develop and work towards implementing a new e-Lobbyist system.

The Lobbying Bureau, in conjunction with OTI, will continue to make information available via [NYC Lobbyist Search](#), the public database of filings. The enhanced Lobbyist Search has enabled the Lobbying Bureau to further its mission of increasing transparency in government and allowed requests for information to be fulfilled more efficiently.

*Analysis of Lobbying Data*¹⁰

Each year the Lobbying Bureau analyzes the available data and reports on various macro and micro trends in City lobbying. In addition, the Lobbying Bureau receives many requests for information about City lobbying activity from the media and government watchdog organizations. In order to facilitate the transparency goals of the Lobbying Law, and in response to requests for information, lobbying data comparisons and analyses are included in the subsequent pages of this report. The data includes: top ten list of lobbyists based on compensation (see pages [12-18](#)); top lobbyists ranked by number of clients (see pages [19-21](#)); and top lobbyists ranked by number of employees (see page [30](#)).

The analyses of lobbyist/client filers includes top ten lobbyist/client filers ranked by compensation (see pages [22-25](#)) and top lobbyist/client filers ranked by number of employees (see page [31](#)). The analyses also contain information regarding clients including: top clients ranked by total compensation paid to all retained lobbying firms (see pages [26-27](#)); top clients ranked by number of lobbying firms retained (see page [28](#)); the top ten lobbying contracts (see page [29](#)); and a breakdown of registered clients’ industries (see pages [32-33](#)). Also included are the top activities by subject category (see pages [34-35](#)), top targets (see page [36](#)) and an analysis of the data reported in the fundraising reports (see page [37](#)).

⁹Formerly known as the Department of Information Technology and Telecommunications.

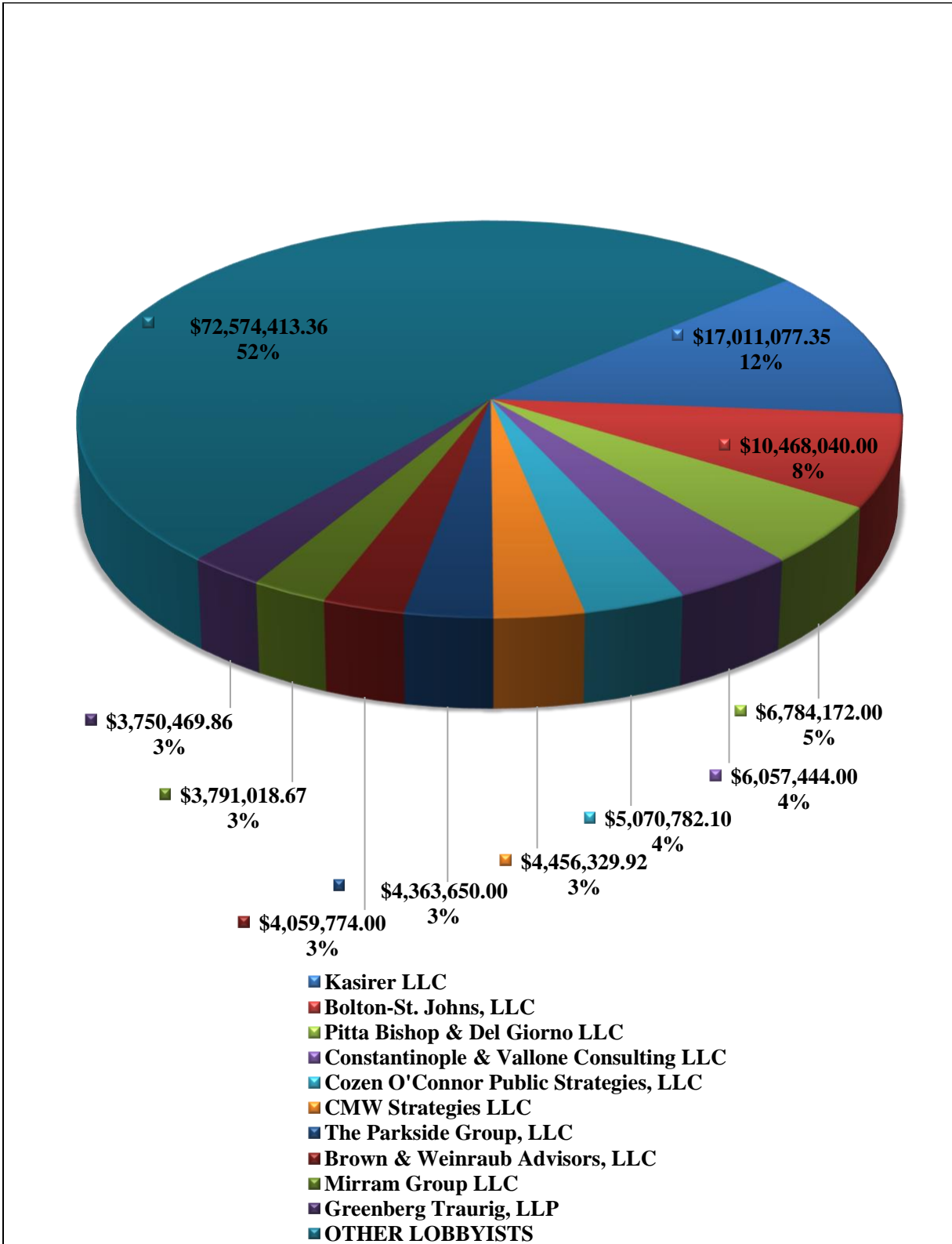
¹⁰Please note, all data contained in the following charts and graphs is self-reported. All data is subject to change since filers can amend filings at any time.

TOP TEN LOBBYISTS OF 2024 BY COMPENSATION¹¹

<u>Lobbyist</u>	<u>Total Compensation Reported</u>
Kasirer LLC	\$17,011,077.35
Bolton-St. Johns, LLC	\$10,468,040.00
Pitta Bishop & Del Giorno LLC	\$6,784,172.00
Constantinople & Vallone Consulting LLC	\$6,057,444.00
Cozen O'Connor Public Strategies, LLC	\$5,070,782.10
CMW Strategies LLC	\$4,456,329.92
The Parkside Group, LLC	\$4,363,650.00
Brown & Weinraub Advisors, LLC	\$4,059,774.00
Mirram Group LLC	\$3,791,018.67
Greenberg Traurig, LLP	<u>\$3,750,469.86</u>
SUB-TOTAL	\$65,812,757.90
OTHER LOBBYISTS	<u>\$72,574,413.36</u>
TOTAL COMPENSATION	<u>\$138,387,171.26</u>

¹¹Data is based on the cumulative compensation reported by lobbyists in their 2024 periodic reports and is subject to change.

TOP TEN LOBBYISTS OF 2024 BY COMPENSATION



TOP TEN LOBBYISTS OF 2023 BY COMPENSATION¹²

Kasirer LLC	\$16,804,907.70
Bolton-St. Johns, LLC	\$10,597,159.00
Pitta Bishop & Del Giorno LLC	\$6,803,920.00
Constantinople & Vallone Consulting LLC	\$6,303,844.00
James F. Capalino & Associates, Inc.	\$6,275,005.63
Greenberg Traurig, LLP	\$4,623,372.38
The Parkside Group, LLC	\$4,257,450.00
CMW Strategies LLC	\$4,133,499.93
Miram Group LLC	\$4,067,000.00
Cozen O'Connor Public Strategies, LLC	<u>\$3,914,000.00</u>
SUB-TOTAL	\$67,780,158.64
OTHER LOBBYISTS	<u>\$63,181,887.07</u>
TOTAL COMPENSATION	<u>\$130,962,045.71</u>

¹²Data is based on the cumulative compensation reported by lobbyists as reported in the Lobbying Bureau Annual Report dated March 1, 2024.

TOP TEN LOBBYISTS OF 2022 BY COMPENSATION¹³

<u>Lobbyist</u>	<u>Total Compensation Reported</u>
Kasirer LLC	\$17,300,159.04
Bolton-St. Johns, LLC	\$8,967,558.33
James F. Capalino & Associates, Inc.	\$8,042,481.15
Constantinople & Vallone Consulting LLC	\$6,304,744.00
Pitta Bishop & Del Giorno LLC	\$5,994,117.50
Greenberg Traurig, LLP	\$5,033,684.38
Mirram Group LLC	\$3,980,500.00
CMW Strategies LLC	\$3,477,899.92
The Parkside Group, LLC	\$3,458,450.00
Davidoff Hutcher & Citron LLP	<u>\$3,307,680.25</u>
SUB-TOTAL	\$65,867,274.57
OTHER LOBBYISTS	<u>\$55,286,283.22</u>
TOTAL COMPENSATION	<u>\$121,153,557.79</u>

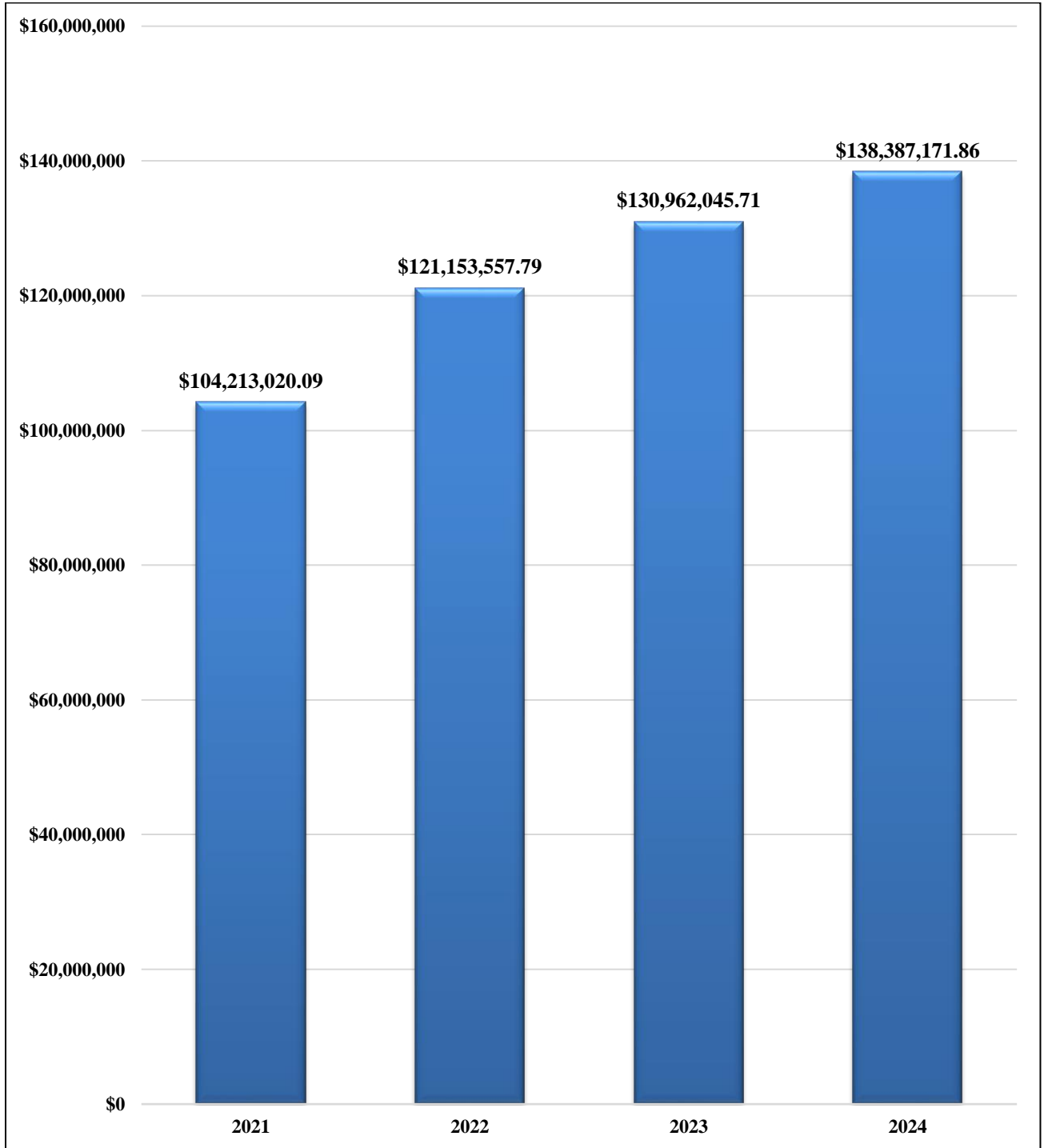
¹³Data is based on the cumulative compensation reported by lobbyists as reported in the Lobbying Bureau Annual Report dated March 1, 2023.

TOP TEN LOBBYISTS OF 2021 BY COMPENSATION¹⁴

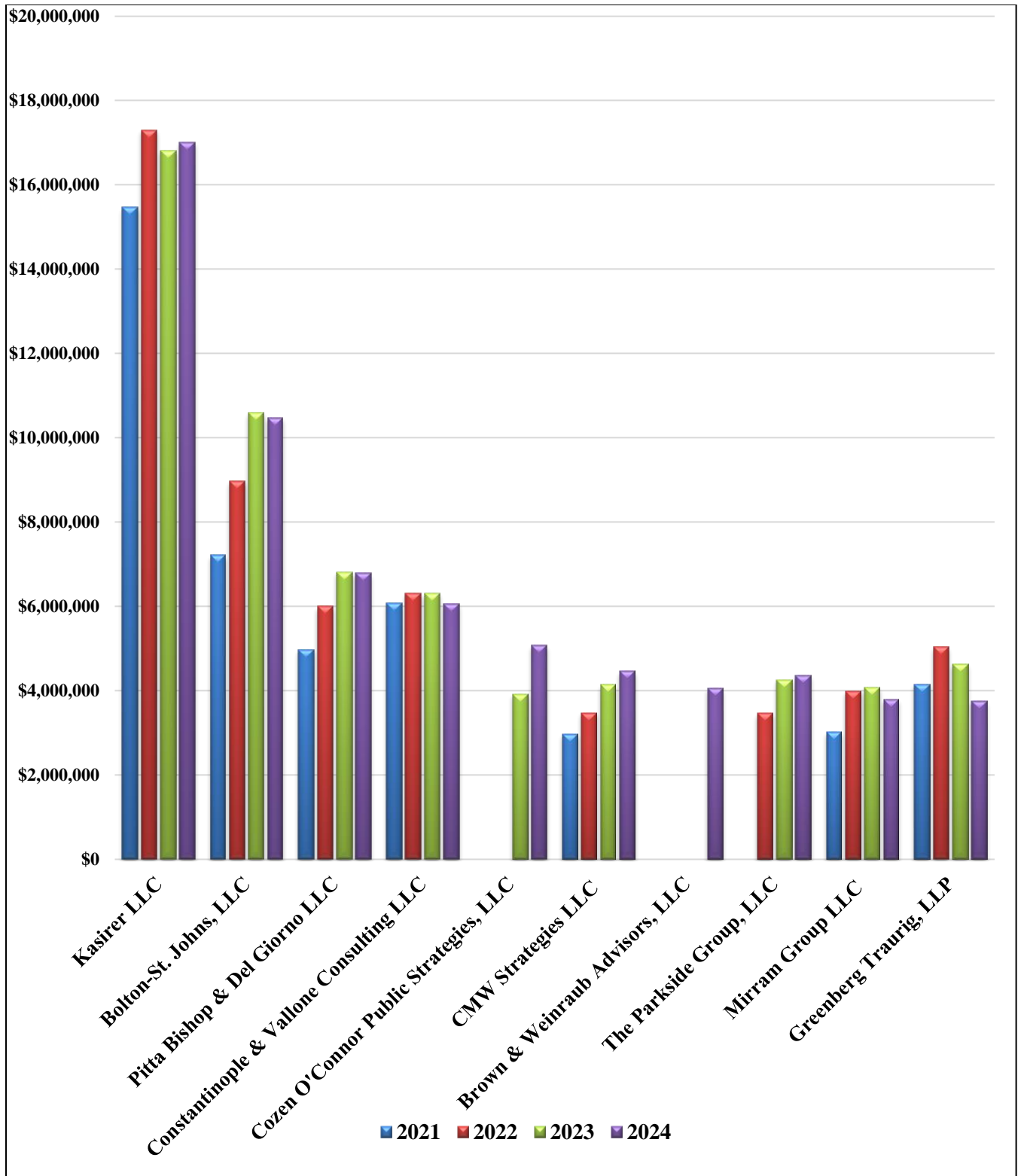
<u>Lobbyist</u>	<u>Total Compensation Reported</u>
Kasirer LLC	\$15,461,493.04
James F. Capalino & Associates, Inc.	\$7,989,263.00
Bolton-St. Johns, LLC	\$7,209,289.96
Constantinople & Vallone Consulting LLC	\$6,083,005.00
Pitta Bishop & Del Giorno LLC	\$4,974,397.28
Fried, Frank, Harris, Shriver & Jacobson LLP	\$4,817,863.00
Greenberg Traurig, LLP	\$4,156,938.26
Davidoff Hutcher & Citron LLP	\$3,059,504.00
Mirram Group LLC	\$3,025,000.00
CMW Strategies LLC	<u>\$2,963,399.92</u>
SUB-TOTAL	\$59,740,153.46
OTHER LOBBYISTS	<u>\$44,472,866.63</u>
TOTAL COMPENSATION	<u>\$104,213,020.09</u>

¹⁴Data is based on the cumulative compensation reported by lobbyists as reported in the Lobbying Bureau Annual Report dated March 1, 2022.

COMPARISON OF COMPENSATION OF LOBBYISTS FROM 2021-2024



COMPARISON OF COMPENSATION OF TOP LOBBYISTS FROM 2021-2024*



*Total may vary due to rounding. All compensation is as reported in previous annual reports. If a year is missing, the lobbying firm was not listed as a top ten lobbyist for that year.

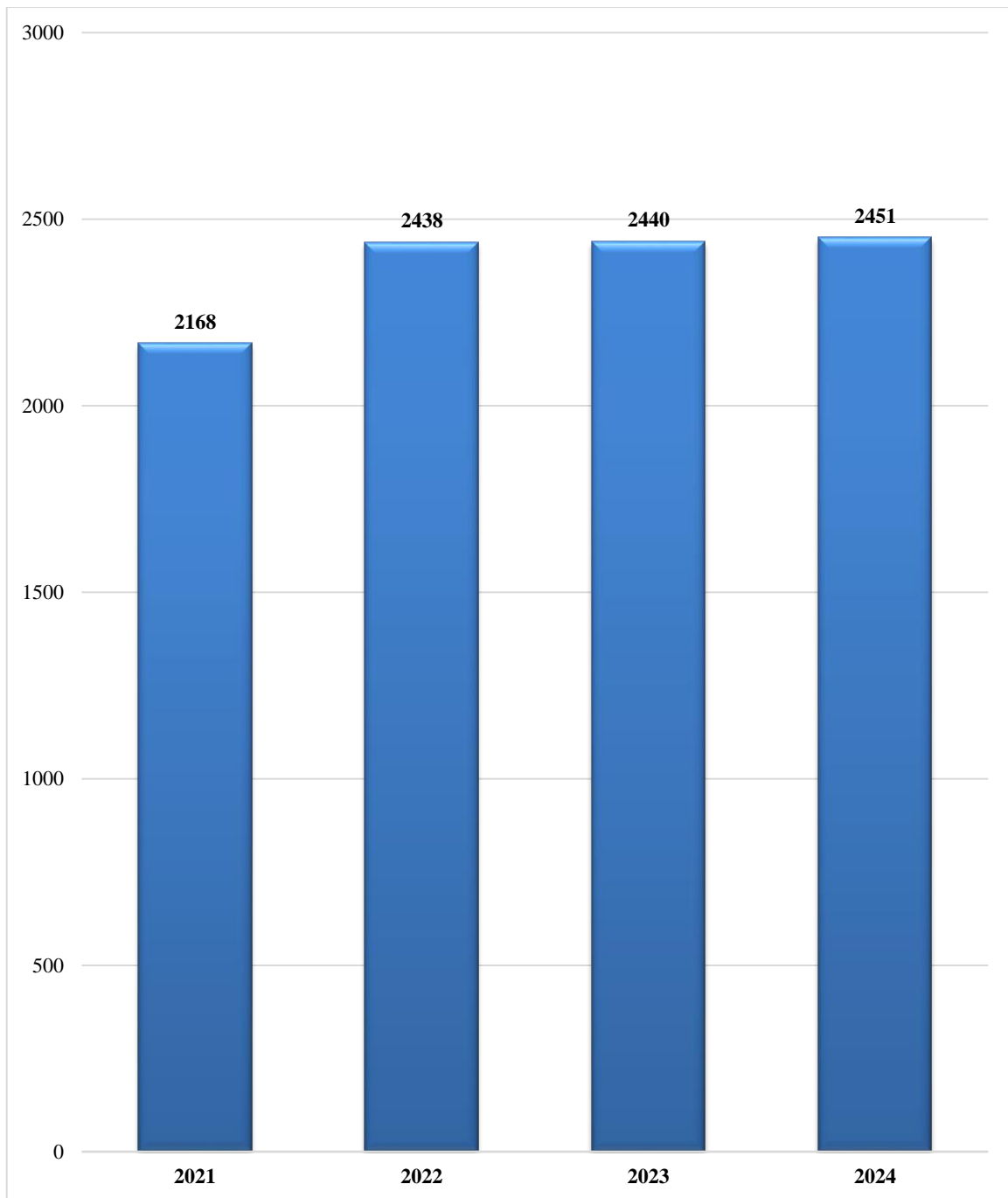
TOP TEN LOBBYISTS OF 2024 BY NUMBER OF CLIENTS¹⁵ REGISTERED¹⁶

<u>Lobbyist</u>	<u>Number of Clients Registered</u>
Kasirer LLC	244
Bolton-St. Johns, LLC	167
Pitta Bishop & Del Giorno LLC	122
Constantinople & Vallone Consulting LLC	102
Cozen O'Connor Public Strategies, LLC	86
CMW Strategies LLC	78
Greenberg Traurig, LLP	77
James F. Capalino & Associates, Inc.	74
The Parkside Group, LLC	69
Davidoff Hutcher & Citron LLP	63

¹⁵“Clients” includes clients and lobbyist/client filers that reported retaining an outside lobbying entity in 2024.

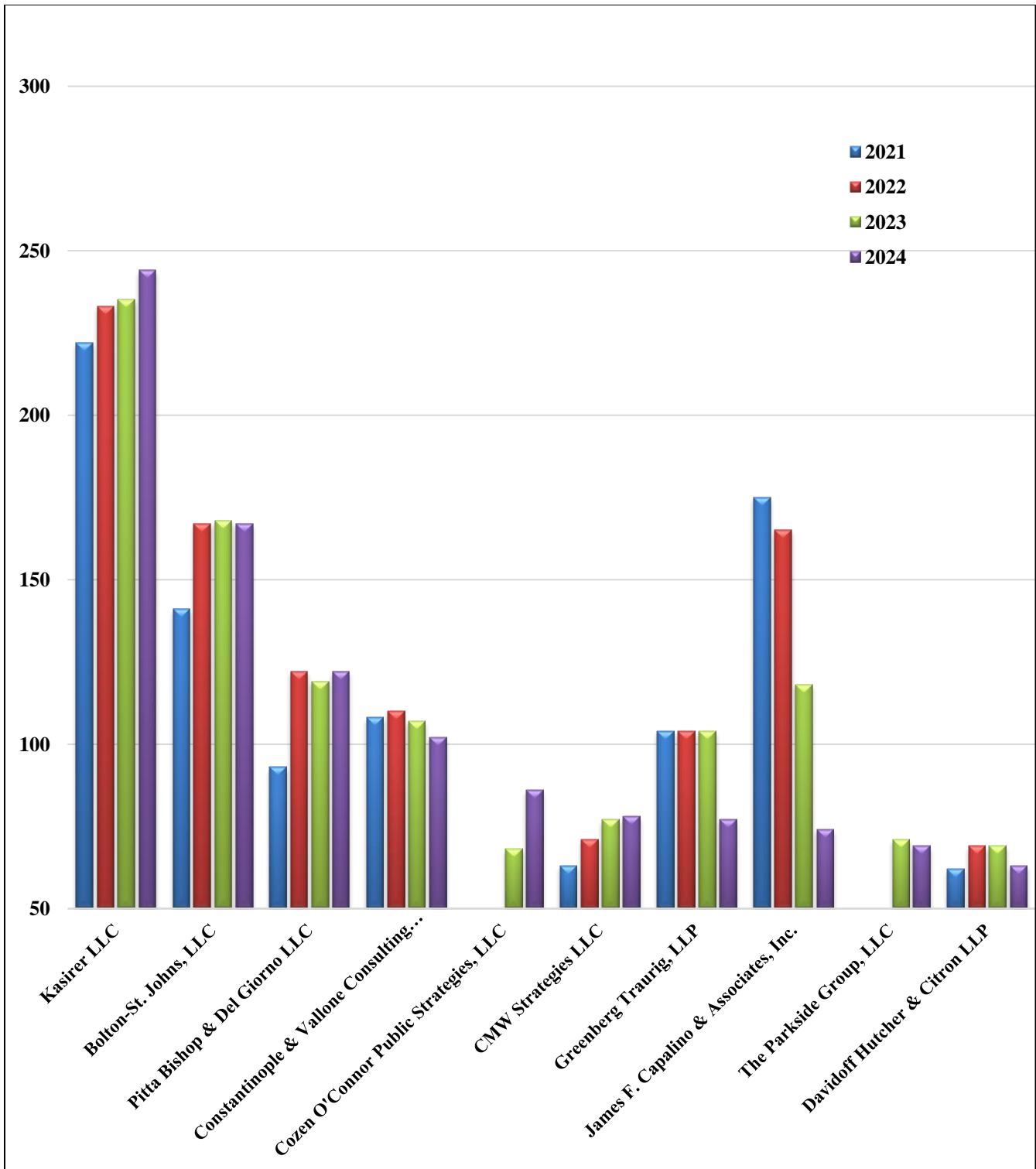
¹⁶Data is based on statements of registration filed by lobbyists.

COMPARISON OF TOTAL CLIENT CONTRACTS FROM 2021-2024*



*“Clients” includes clients and lobbyist/client filers that reported retaining an outside lobbying entity in 2024. Data is based on statements of registration filed by lobbyists. For previous years, the data is based on the number of clients published in the respective year’s Lobbying Bureau Annual Report.

COMPARISON OF TOTAL CLIENTS OF TOP LOBBYISTS FROM 2021-2024*



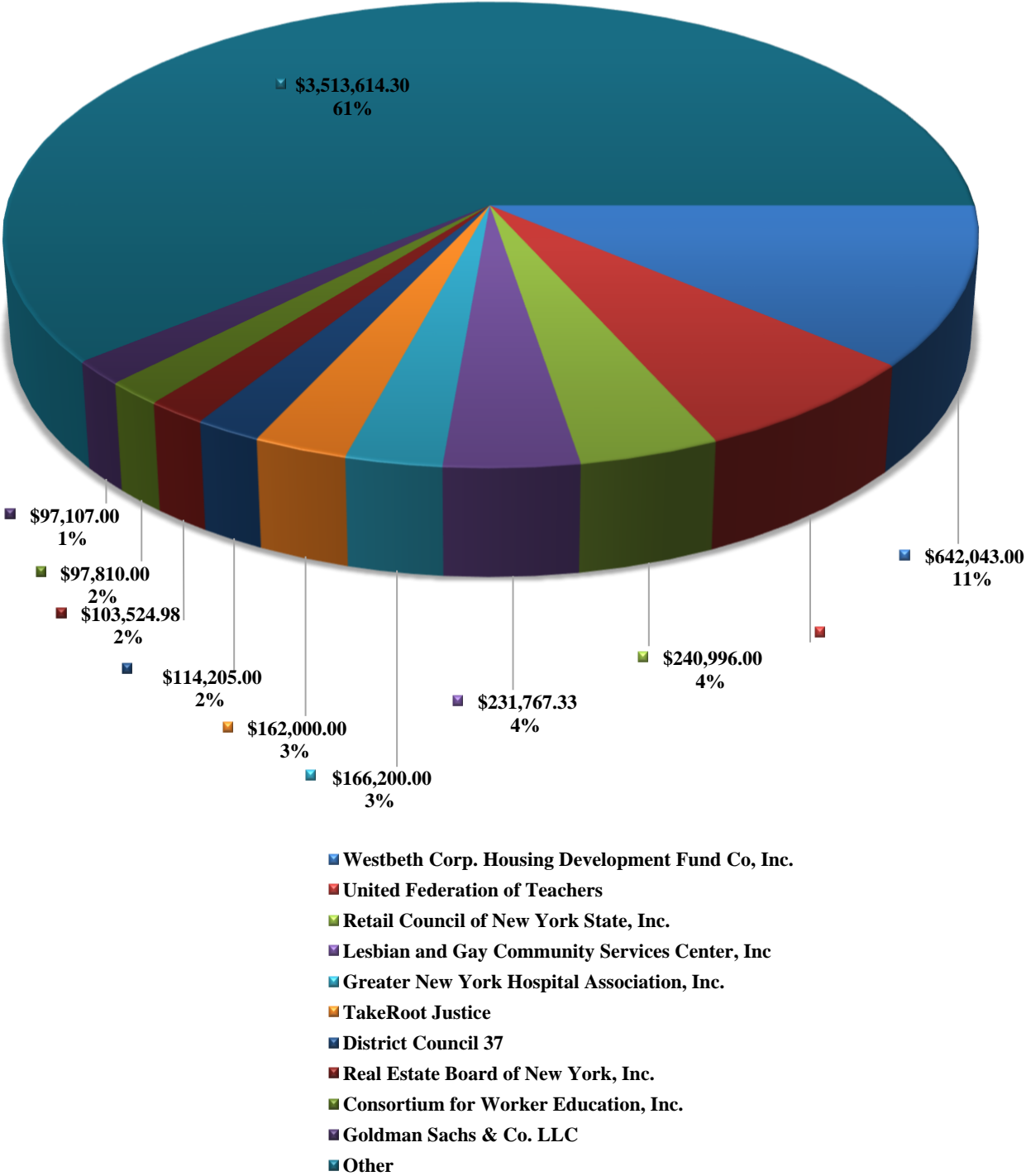
*This chart includes a comparison of top lobbyists that have appeared in the Lobbying Bureau Annual Report for previous years.

TOP TEN LOBBYIST/CLIENT FILERS OF 2024 BY COMPENSATION¹⁷

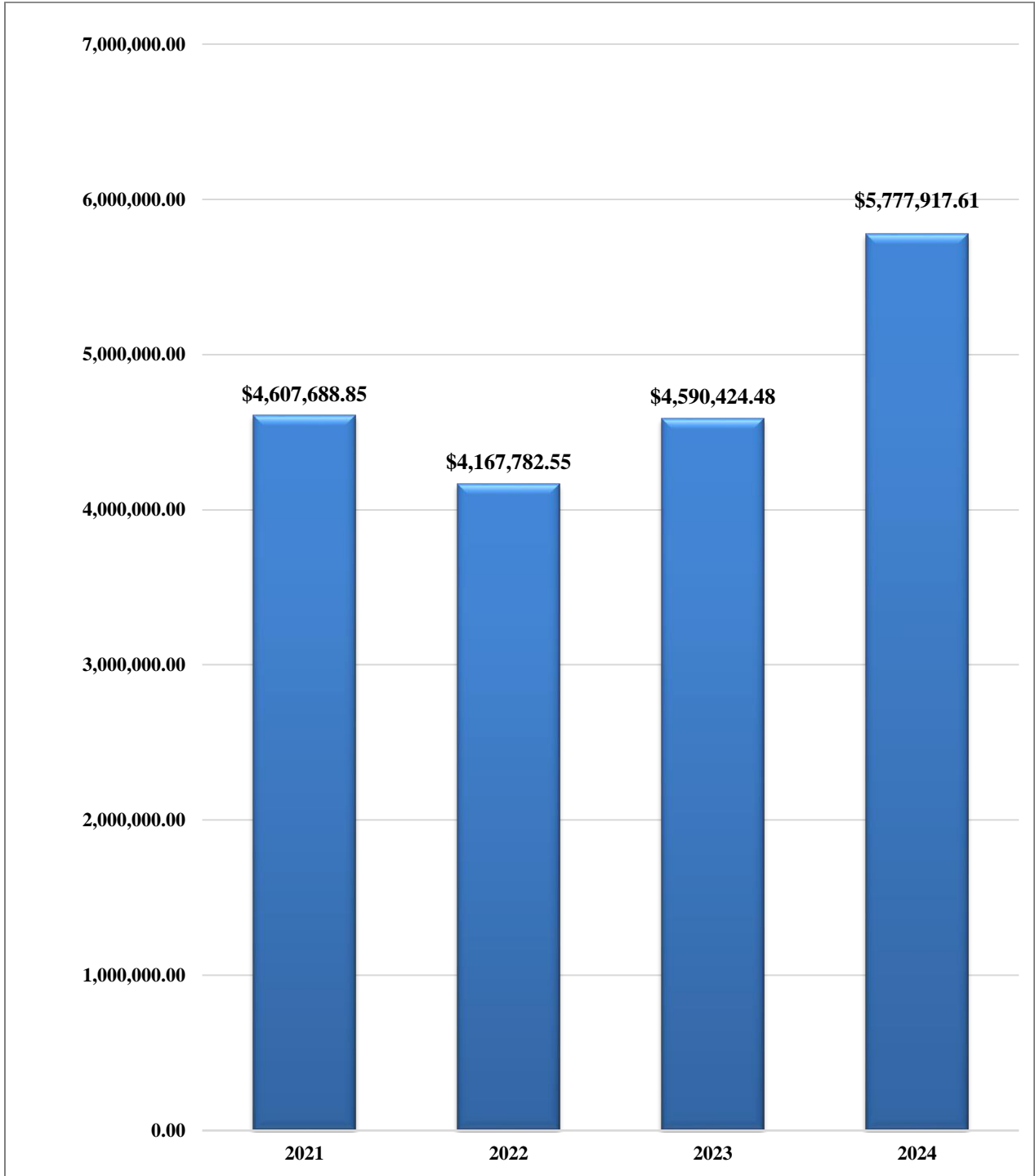
<u>Lobbyist/Client</u>	<u>Total Compensation Reported</u>
Westbeth Corp. Housing Development Fund Co, Inc.	\$642,043.00
United Federation of Teachers	\$408,650.00
Retail Council of New York State, Inc.	\$240,996.00
Lesbian and Gay Community Services Center, Inc	\$231,767.33
Greater New York Hospital Association, Inc.	\$166,200.00
TakeRoot Justice	\$162,000.00
District Council 37	\$114,205.00
Real Estate Board of New York, Inc.	\$103,524.98
Consortium for Worker Education, Inc.	\$97,810.00
Goldman Sachs & Co. LLC	<u>\$97,107.00</u>
SUB-TOTAL	\$2,264,303.31
OTHER LOBBYIST/CLIENTS	<u>\$3,513,614.30</u>
TOTAL COMPENSATION	<u>\$5,777,917.61</u>

¹⁷Data is based on cumulative compensation reported in periodic reports filed by lobbyist/client filers.

TOP TEN LOBBYIST/CLIENT FILERS OF 2024 BY COMPENSATION

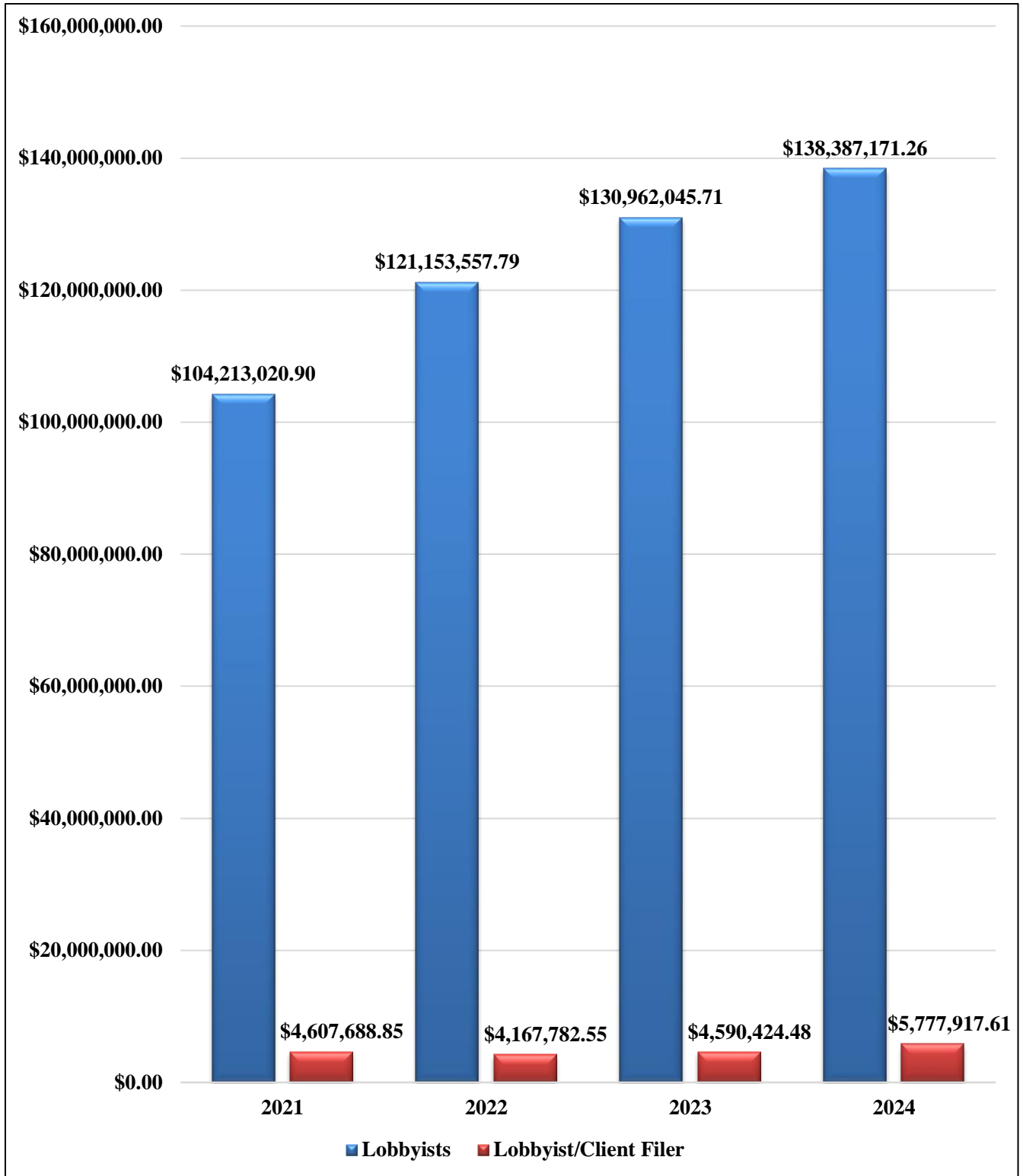


COMPARISON OF LOBBYIST/CLIENT FILERS' COMPENSATION
FROM 2021-2024*



*Data is based on the cumulative compensation reported by lobbyist/client filers in their periodic reports in 2024 and as reported in the Lobbying Bureau Annual Report for the respective previous years.

COMPARISON OF LOBBYISTS' AND LOBBYIST/CLIENT FILERS'
COMPENSATION FROM 2021-2024*



*Data is based on the cumulative compensation reported by lobbyists and lobbyist/client filers in its periodic reports in 2024 and as reported in the Lobbying Bureau Annual Report for the respective previous years.

**TOP TEN CLIENTS¹⁸ OF 2024 BY COMPENSATION TO
ALL RETAINED LOBBYING FIRMS¹⁹**

<u>Client</u>	<u>Lobbyist</u>	<u>Compensation</u>
Queens Future, LLC	Tusk Strategies LLC	\$240,000.00
	Marcos A Crespo LLC	\$240,000.00
	Green Book Strategies LLC	\$120,000.00
	Nuevo Diaz and Associates LLC	\$120,000.00
	Hollis Public Affairs, Inc.	\$120,000.00
	Mirram Group LLC	\$105,000.00
	Moonshot Strategies LLC	\$102,000.00
	London House LLC	\$87,000.00
	Lemma Strategies Inc.	\$72,000.00
	RXR Development Services LLC	\$60,000.00
	Gold Eagle Strategies LLC	\$50,210.00
	Trip Yang Strategies LLC	\$32,666.67
	H & C Consulting LLC	\$5,500.00
	<u>\$1,354,376.67</u>	
Genting New York LLC	Patrick B. Jenkins & Associates	\$690,000.00
	Bolton-St. Johns, LLC	\$180,000.00
	Obsidian Strategists LLC	\$120,000.00
	<u>\$990,000.00</u>	
Bally's Corporation	Fried, Frank, Harris, Shriver & Jacobson LLP	\$274,161.60
	Pitta Bishop & Del Giorno LLC	\$180,000.00
	Stanley K. Schlein, Esq.	\$120,000.00
	Allied Government Affairs LLC	\$100,000.00
	Elizabeth Velez Enterprise Corp.	\$60,000.00
	Ward Strategies LLC	\$60,000.00
	Pryor Cashman LLP	\$60,000.00
	Moonshot Strategies LLC	\$60,000.00
	<u>\$914,161.60</u>	
NYS Trial Lawyers Association, Inc	Patrick B. Jenkins & Associates	\$528,000.00
	Beaudoin & Company, LLC	\$269,037.50
	<u>\$797,037.50</u>	

¹⁸The compensation reported does not include compensation reported as a lobbyist/client filer. It only includes compensation reported paid to outside lobbying firms.

¹⁹Data is based on the cumulative compensation reported by the lobbyist in its 2024 periodic reports.

Charter Communications Operating, LLC	Patrick B. Jenkins & Associates	\$168,000.00
	Mercury Public Affairs, LLC	\$150,000.00
	Kasirer LLC	\$150,000.00
	Actum CA Opco, LLC	\$120,000.00
	London House LLC	\$42,500.00
		<u>\$630,500.00</u>
East River Realty Company, LLC for the benefit of Freedom Casino Ownerco	Constantinople & Vallone Consulting LLC	\$300,000.00
	Geto & de Milly Inc.	\$275,000.00
	Honan Strategy Group LLC	\$38,000.00
		<u>\$613,000.00</u>
RAI Services Company	Bolton-St. Johns, LLC	\$297,000.00
	Carl Andrews & Associates, Inc.	\$152,004.00
	JEM Associates NY, LLC	\$120,000.00
	Multicultural HealthCare Marketing Group LLC	\$3,300.00
	M3L Global Strategies Group LLC	\$2,400.00
	McKinley Strategies, LLC	\$0.00
		<u>\$574,704.00</u>
New Green Willets, LLC for benefit of Queens Future	Fried, Frank, Harris, Shriver & Jacobson LLP	\$508,158.00
		<u>\$508,158.00</u>
TSG Coney Island Entertainment Holdco LLC	Sheppard Mullin Richter & Hampton LLP	\$393,377.00
	Bender Cantone Consulting, Inc.	\$95,000.00
	Patricia Lynch Associates, Inc.	\$0.00
		<u>\$488,377.00</u>
Northwell Health, Inc.	Kasirer LLC	\$240,000.00
	Fried, Frank, Harris, Shriver & Jacobson LLP	\$112,565.25
	Cojo Strategies LLC	\$90,000.00
	JMG Strategies Inc.	\$41,250.00
	The Ickes and Enright Group, Inc.	\$1,500.00
	Ennead Architects LLP	\$0.00
		<u>\$485,315.25</u>

TOP CLIENTS OF 2024 BY RETAINED LOBBYING FIRMS²⁰

<u>Client</u>	<u>Number of Firms Retained</u>
Queens Future, LLC	14
Bally's Corporation	9
RAI Services Company	7
Northwell Health, Inc.	7
Uber Technologies, Inc.	6
Vornado Realty L.P.	6
Hotel and Gaming Trades Council, AFL-CIO	6
DoorDash, Inc.	6
Charter Communications Operating, LLC	6
The Children's Aid Society	5
SL Green Realty Corp. with SL Green Management LLC as an affiliate payor	5
MADDD Equities LLC	5
Hotel, Gaming, Restaurant & Club Employees and Bartenders Union Local 6, AFL-CIO	5
Fund for the City of New York, Inc.	5

²⁰Data is based on statements of registration filed by lobbyists and only includes lobbyist/client filers who have retained an outside lobbyist.

TOP TEN LOBBYING CONTRACTS IN 2024
(COMPENSATION PAID²¹ TO ONE LOBBYING FIRM)²²

<u>Client</u>	<u>Lobbyist</u>	<u>Compensation</u>
Genting New York LLC	Patrick B. Jenkins & Associates	\$690,000.00
NYS Trial Lawyers Association	Patrick B. Jenkins & Associates	\$528,000.00
New Green Willets, LLC for the benefit of Queens Future, LLC	Fried, Frank, Harris, Shriver & Jacobson	\$508,158.00
Wynn Resorts, Limited	Kramer Levin Naftalis & Frankel LLP	\$411,008.95
TSG Coney Island Entertainment Holdco LLC	Sheppard Mullin Richter & Hampton	\$393,377.00
Homeowners for an Affordable New York	Fontas Advisors NY LLC	\$389,408.00
East River Realty Company, LLC for the benefit of Freedom Casino Ownerco LLC	Constantinople & Vallone Consulting	\$300,000.00
Port Liberty New York LLC	Cozen O'Connor Public Strategies, LLC	\$300,000.00
Success Academy Charter Schools, Inc.	Hollis Public Affairs, Inc.	\$300,000.00
Coinbase, Inc.	Tusk Strategies LLC	\$300,000.00

²¹The compensation reported does not include compensation reported as a lobbyist/client filer. It only includes compensation paid to outside lobbying firms.

²²Data is based on the cumulative compensation reported by the lobbyist in its 2024 periodic reports.

TOP LOBBYISTS OF 2024 BY NUMBER OF EMPLOYEES²³

<u>Lobbyist</u>	<u>Number of Employees</u>
Tusk Strategies LLC	50
Kasirer LLC	43
Bolton-St. Johns, LLC	36
Constantinople & Vallone Consulting LLC	25
Brown & Weinraub Advisors, LLC	22
James F. Capalino & Associates, Inc.	21
Fried, Frank, Harris, Shriver & Jacobson LLP	21
Greenberg Traurig, LLP	19
The Parkside Group, LLC	19
Davidoff Hutcher & Citron LLP	16

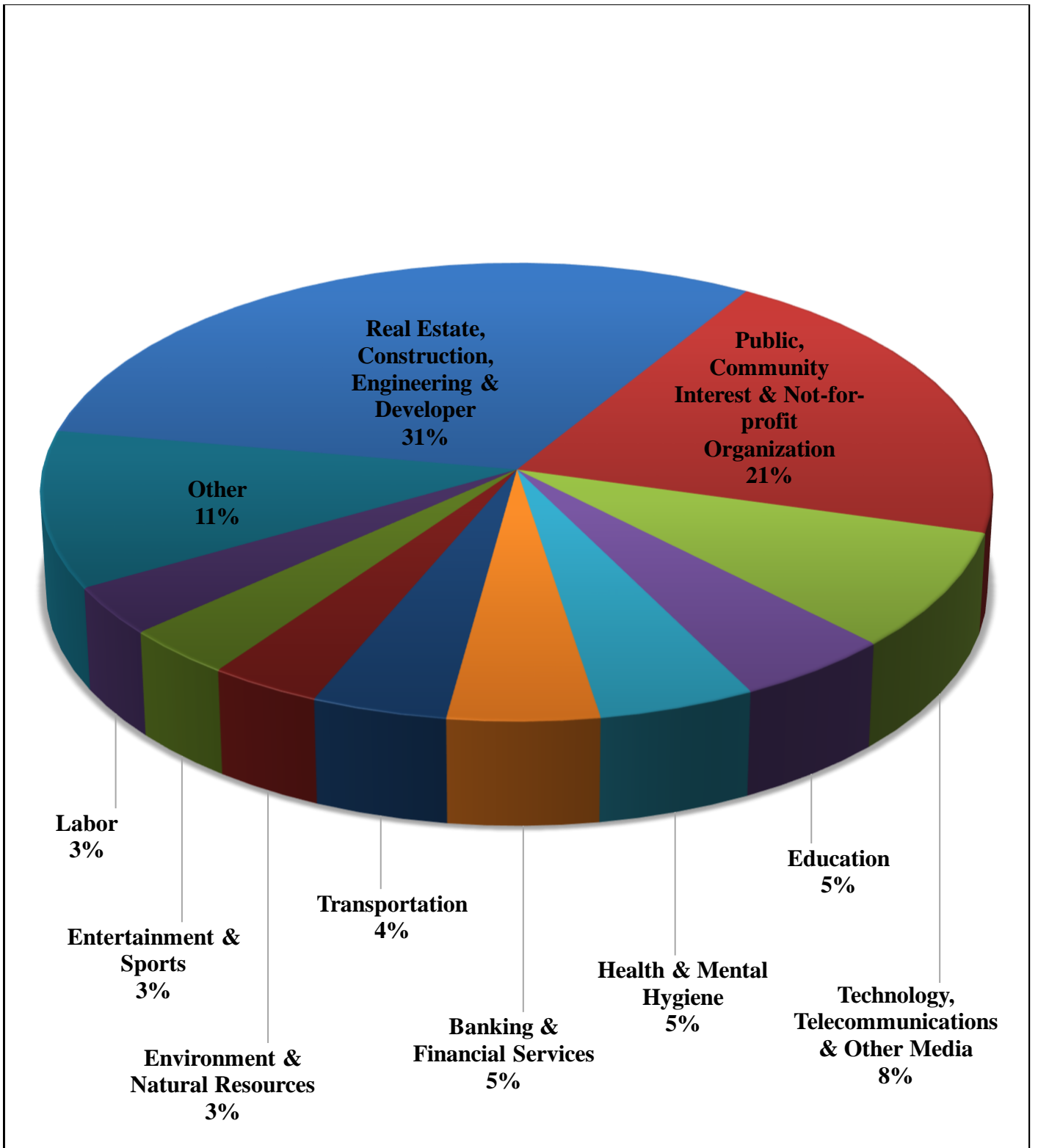
²³Data is based on employees listed on the statements of registration filed by lobbyists.

TOP LOBBYIST/CLIENT FILERS OF 2024 BY NUMBER OF EMPLOYEES²⁴

<u>Lobbyist</u>	<u>Number of Employees</u>
Make the Road New York	83
Legal Services NYC	71
Justice Innovation Inc.	61
The Legal Aid Society	60
L+M Development Partners LLC	52
TakeRoot Justice	31
Memorial Sloan Kettering Cancer Center	26
The Bronx Defenders	25
Urban Justice Center	25
CAMBA, Inc.	24
New York Civil Liberties Union, Inc.	24

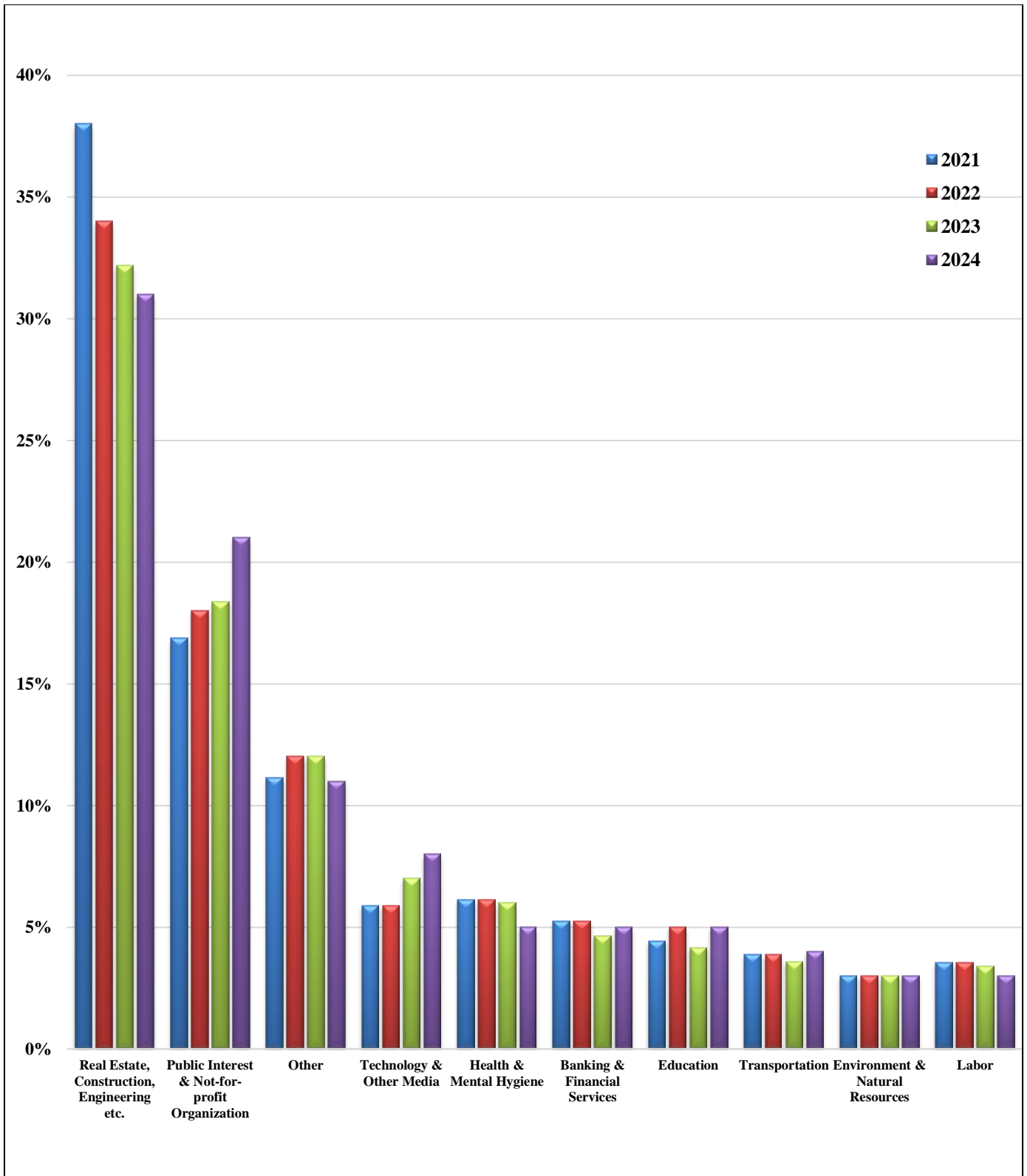
²⁴Data is based on employees listed on the statements of registration filed by lobbyist/client filers.

DISTRIBUTION OF CLIENTS' INDUSTRIES IN 2024



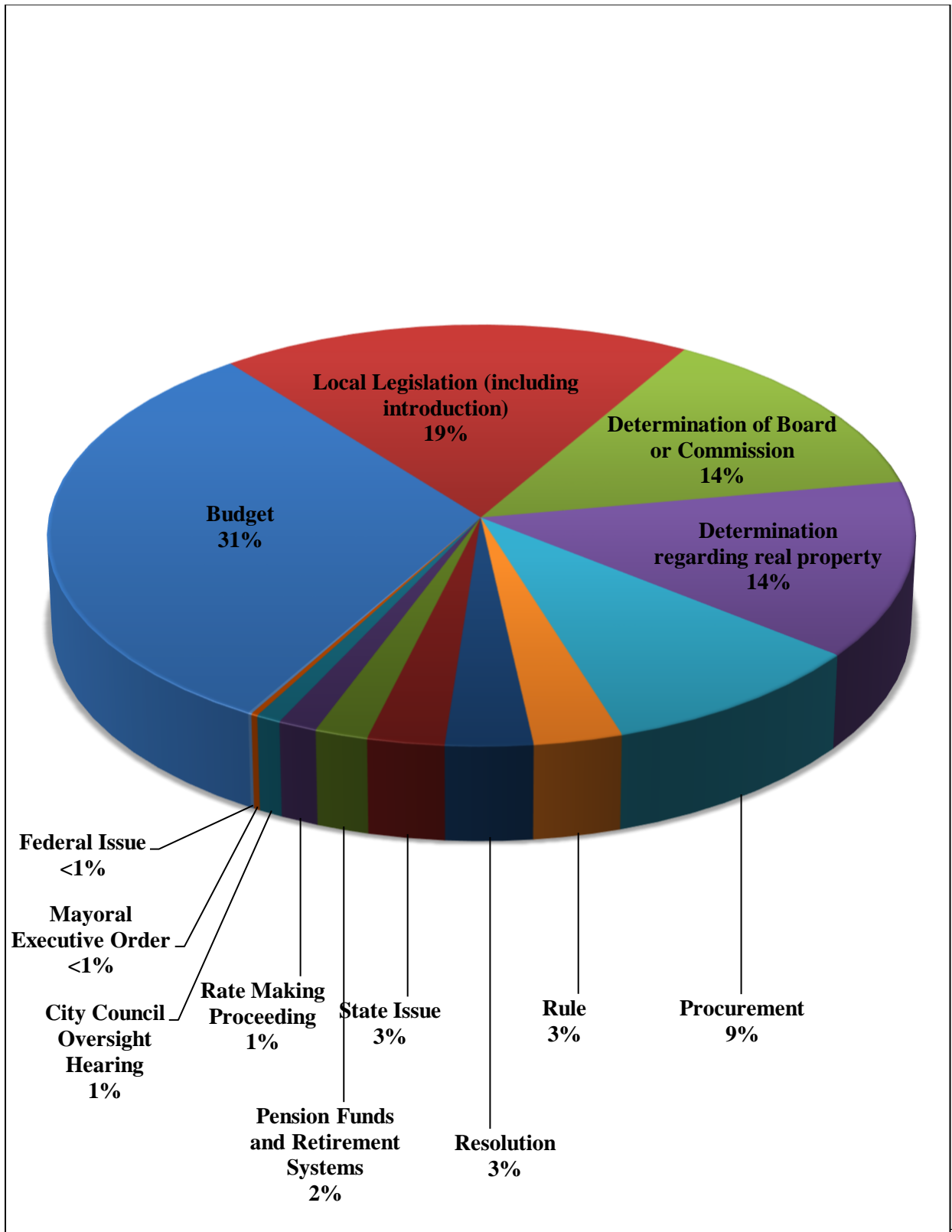
*Data is based on the client industry the lobbyist reported on the statement of registration. Variance due to rounding.

COMPARISON OF CLIENTS' INDUSTRIES FROM 2021-2024*



*This chart includes a comparison of client industries that were reported in the Lobbying Bureau Annual Reports in 2021 – 2024.

DISTRIBUTION OF SUBJECT CATEGORIES OF 2024*

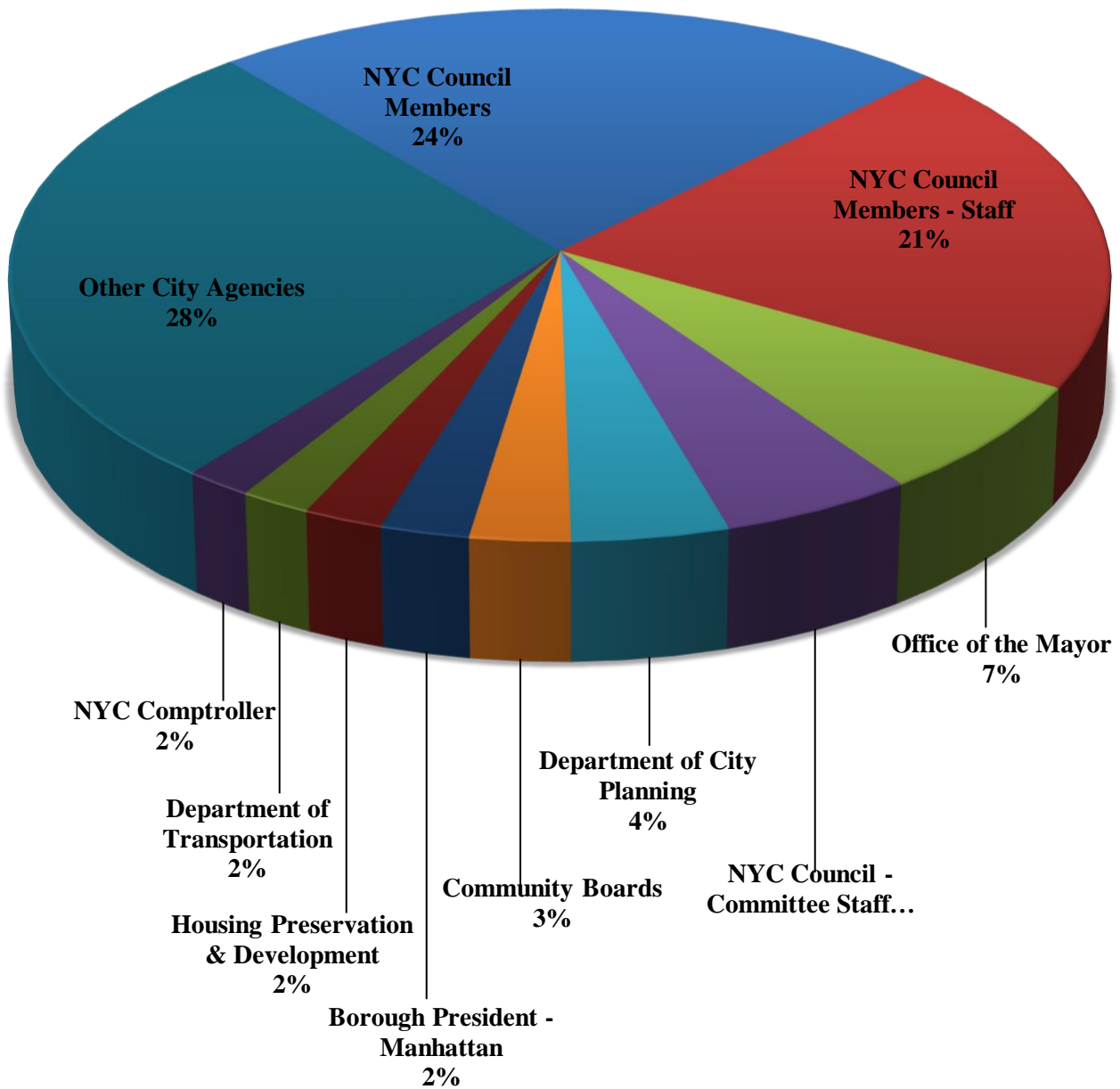


*Data is based on the subject category reported on periodic reports filed by Lobbyists. Variance due to rounding.

DISTRIBUTION OF SUBJECT CATEGORIES OF 2024

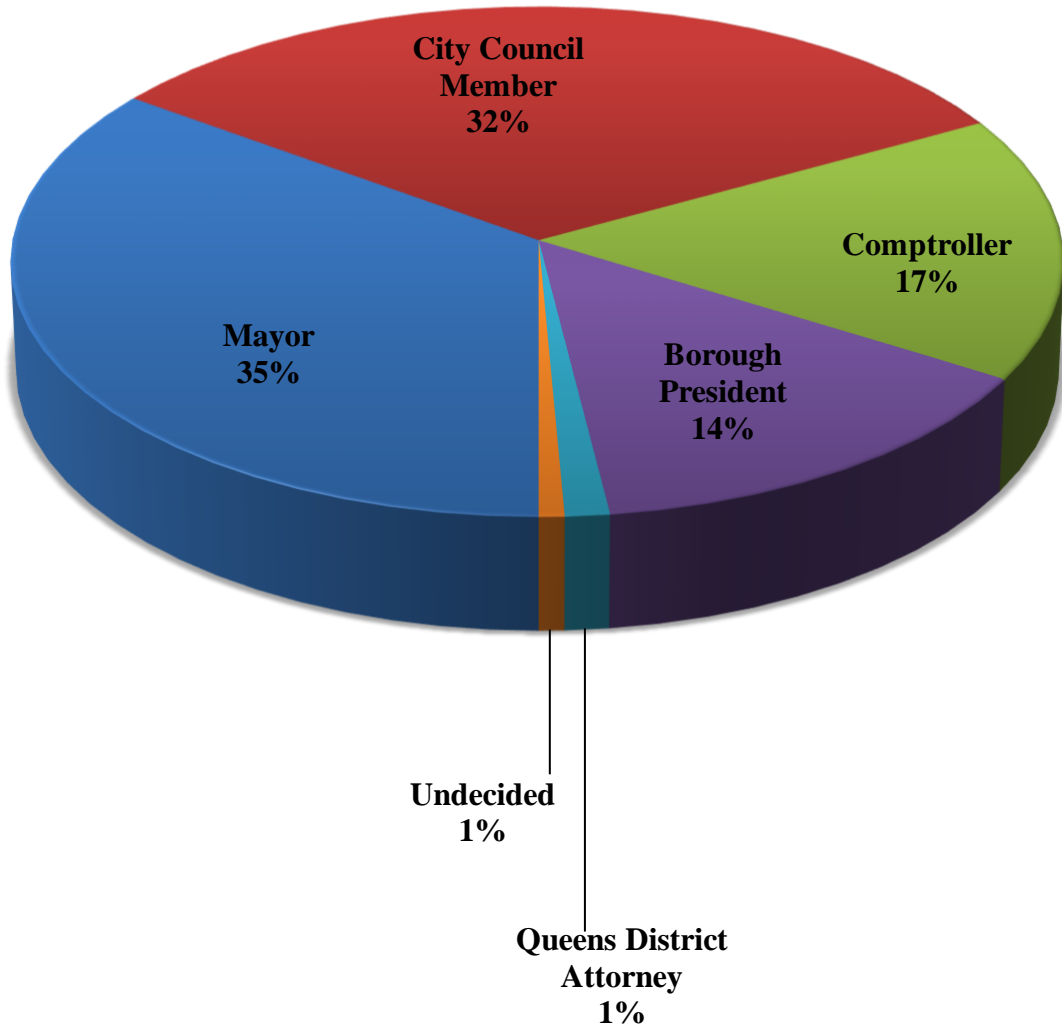
<u>Subject</u>	<u>Percentage</u>
Budget	31%
Local Legislation (including introduction)	19%
Determination of Board or Commission	14%
Determination regarding real property	13%
Procurement	9%
Resolution	3%
State Issue	3%
Rule	3%
Pension Funds and Retirement Systems	2%
City Council Oversight Hearing	1%
Rate Making Proceeding	1%
Mayoral Executive Order	Less than 1%
Federal Issue	Less than 1%

TOP TARGETS OF 2024*

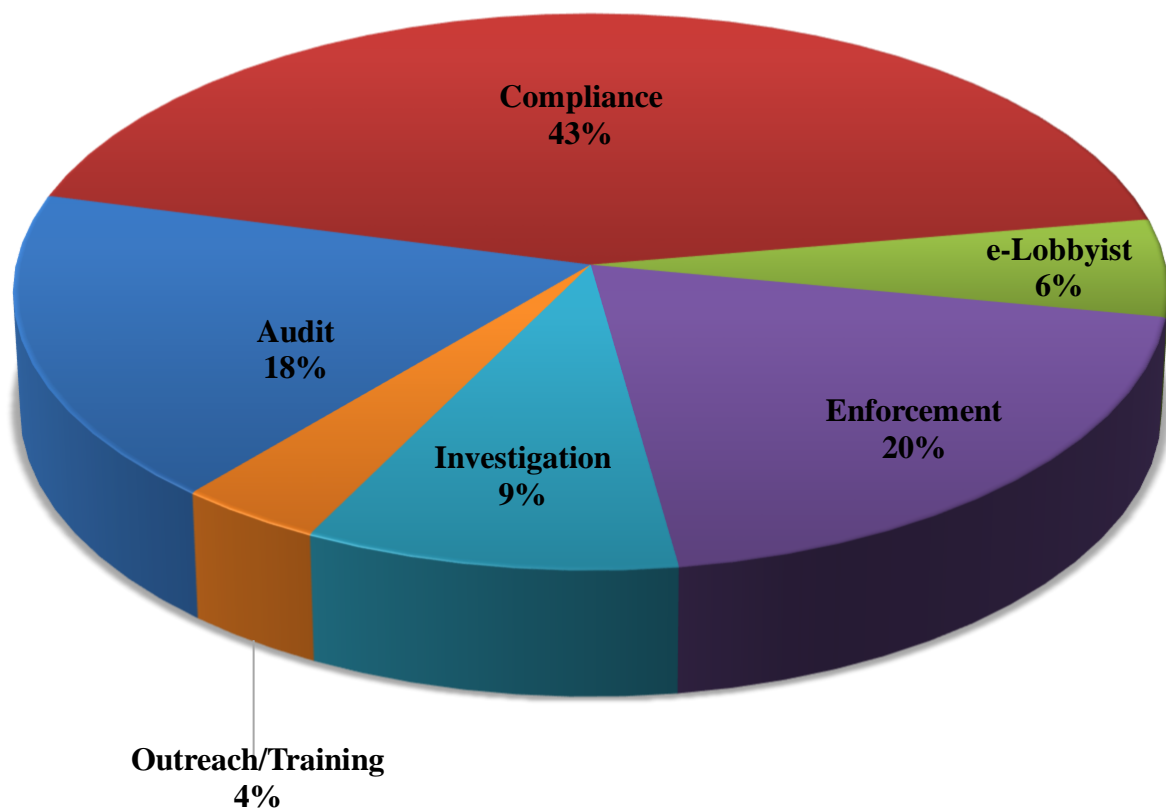


*Data is based on target agencies reported on all periodic reports filed by Lobbyists. Variance due to rounding.

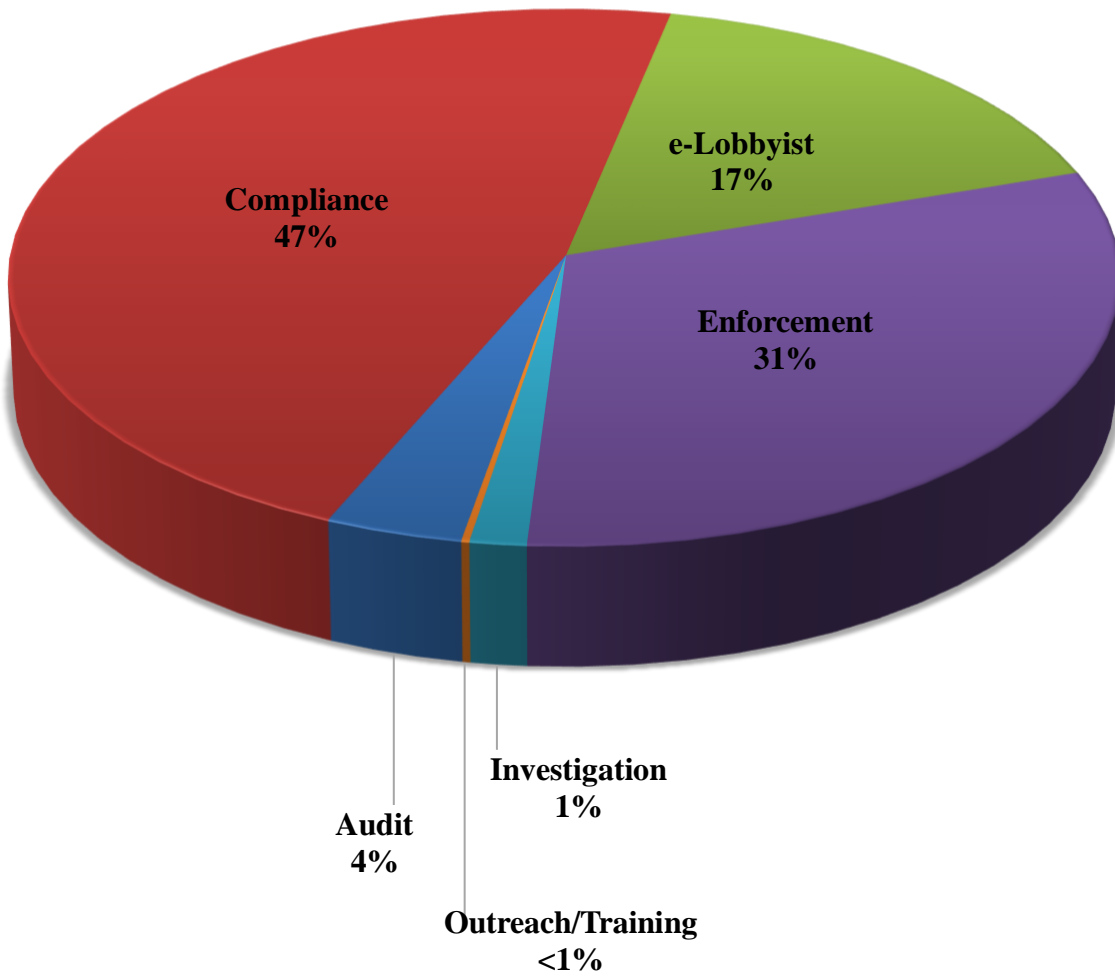
ANALYSIS OF FUNDRAISING REPORTS 2024



ANALYSIS OF LOBBYING BUREAU STAFF TIME BY SUBJECT CATEGORY



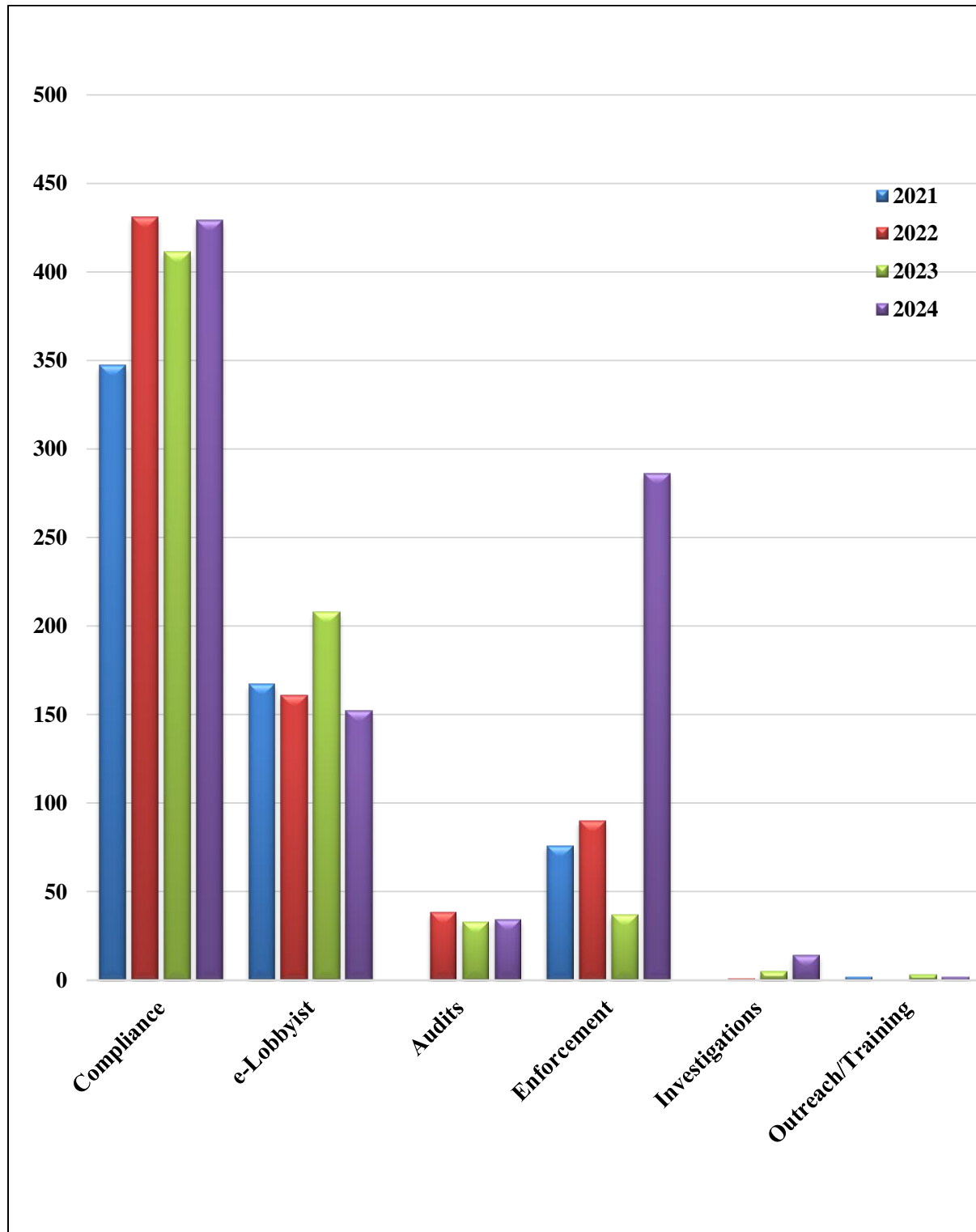
DISTRIBUTION OF TELEPHONE INQUIRIES BY SUBJECT CATEGORY



DISTRIBUTION OF TELEPHONE INQUIRIES BY SUBJECT CATEGORY

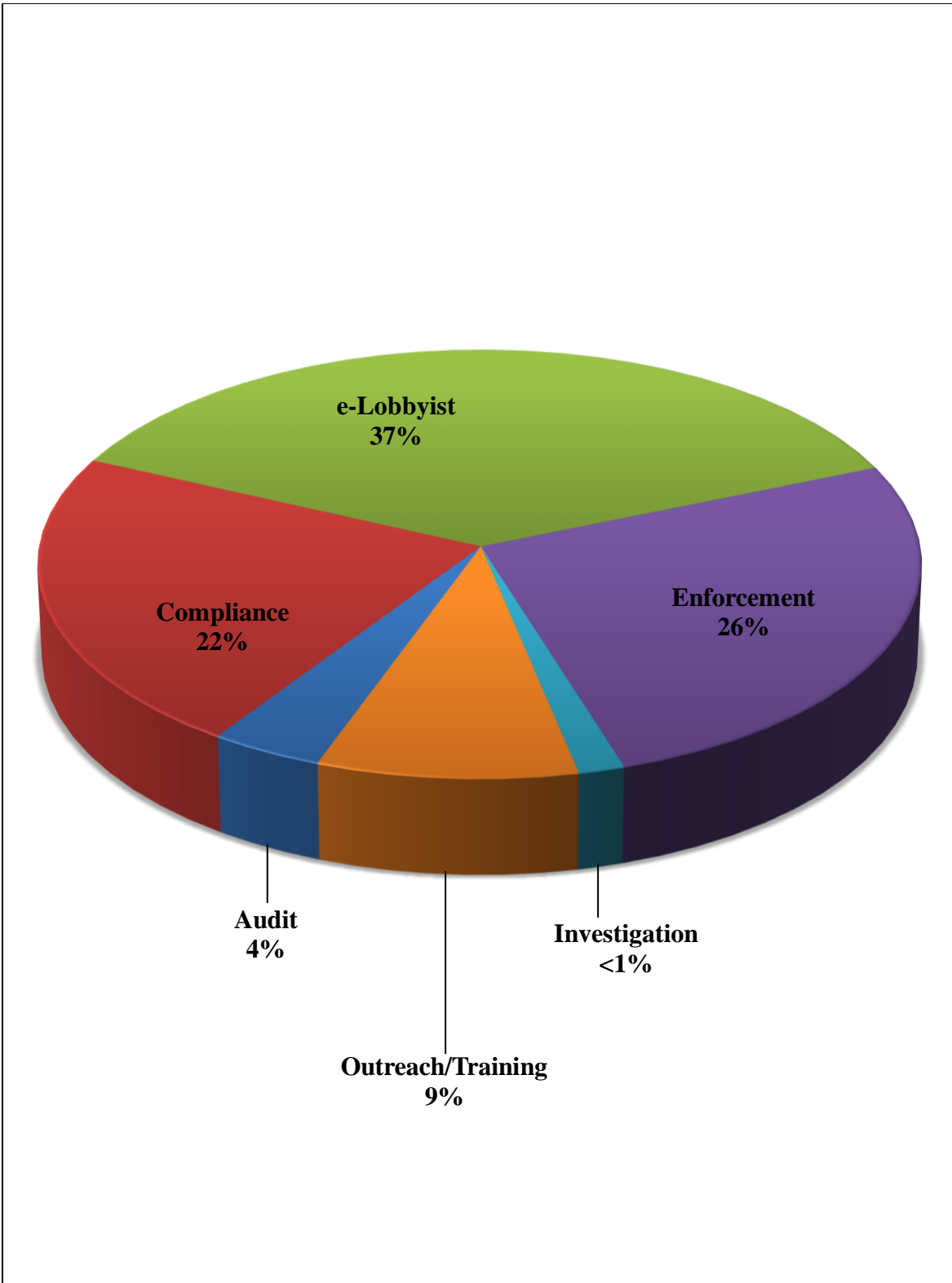
<u>Category</u>	<u>Number of Calls</u>
Audit – Field Examination	9
Audit – Preparation	22
Audit – Drafted Report	<u>3</u>
	<u>34</u>
Compliance – General	283
Compliance – Filing issues - name, date, activity, retainer issue	27
Compliance – Inquiries (general/specific) requirements of the Law	113
Compliance – Other	<u>6</u>
	<u>429</u>
e-Lobbyist – Change in PO	6
e-Lobbyist – Enrollment issue	8
e-Lobbyist – Error message	20
e-Lobbyist – Filing assistance (walking through a specific filing)	110
e-Lobbyist – Log-in issues	8
	<u>152</u>
Enforcement – Other	36
Enforcement – Fine	162
Enforcement – Notice to Cure	87
Enforcement – Petition	<u>36</u>
	<u>286</u>
Investigation	<u>14</u>
Outreach/Training	<u>2</u>
Total Telephone Calls	<u>917</u>

COMPARISON OF TELEPHONE INQUIRIES BY SUBJECT CATEGORY
FROM 2021-2024*



*This chart includes Lobbying Bureau staff time by subject category that was reported in the Lobbying Bureau’s 2021-2024 Annual Reports.

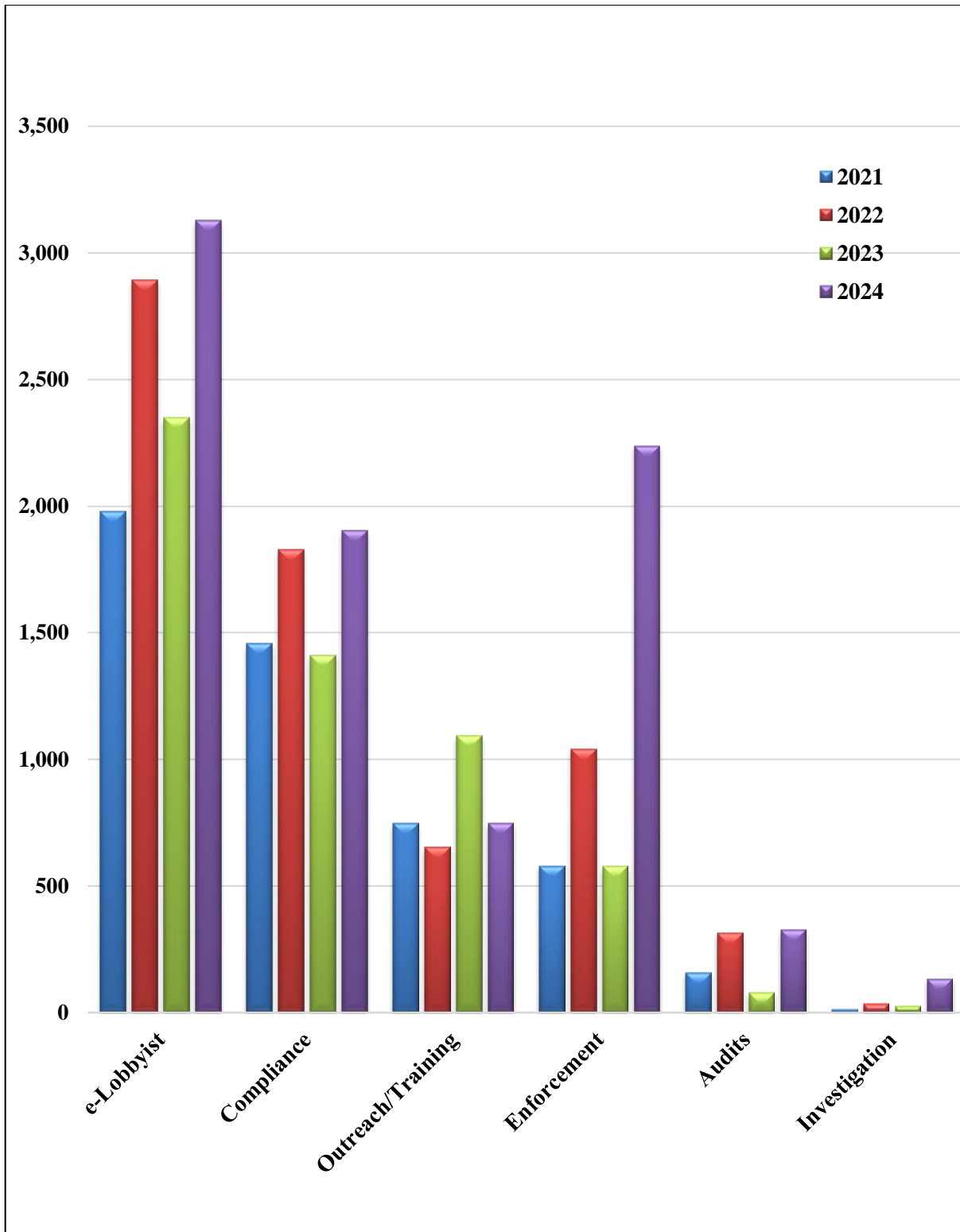
DISTRIBUTION OF EMAIL INQUIRIES BY SUBJECT CATEGORY



DISTRIBUTION OF EMAIL INQUIRIES BY SUBJECT CATEGORY

<u>Category</u>	<u>Number of Emails</u>
Audit – Drafted Report	20
Audit – Field Examination	122
Audit – Other	6
Audit – Preparation	<u>177</u>
	<u>325</u>
Compliance – General	1,013
Compliance – Extension Request	185
Compliance – Filing issues - name, date, activity, retainer issue	268
Compliance – Inquiries (general/specific) requirements of the law	283
Compliance – Other	<u>155</u>
	<u>1,904</u>
e-Lobbyist – Change in PO	468
e-Lobbyist – Enrollment issue	1,285
e-Lobbyist – Error message	212
e-Lobbyist – Filing assistance (walking through a specific filing)	974
e-Lobbyist – Log-in issues	184
e-Lobbyist – Other	<u>5</u>
	<u>3,128</u>
Enforcement – Fine	175
Enforcement – Notice to Cure	1,585
Enforcement – Other	132
Enforcement – Petition	<u>345</u>
	<u>2,237</u>
Investigation	<u>133</u>
Outreach/Training	<u>748</u>
Grand Total	<u>8,475</u>

COMPARISON OF EMAIL INQUIRIES BY SUBJECT CATEGORY FROM 2021-2024*



*This chart includes Lobbying Bureau staff time by subject category that was reported in the Lobbying Bureau’s 2021-2024 Annual Reports.

APPENDIX A

LATE FILING PENALTIES: LOBBYIST 2023 SIXTH PERIODIC/ANNUAL REPORT

<u>Lobbyist</u>	<u>Amount</u>
610 Collective LLC	\$775.00
Arete Public Affairs, LLC	\$350.00
BJH Advisors, LLC	\$25.00
BMW Government Relations LLC	\$100.00
Brian C. Kochisarli, P.C.	\$100.00
Catholic Charities of the Archdiocese of New York	\$25.00
Chinese-American Planning Council, Inc.	\$550.00
Council on the Environment, Inc.	\$50.00
Davide Leone and Partners Investment Company Ltd	\$50.00
Eric Palatnik, P.C.	\$150.00
Greenberg Traurig, LLP	\$75.00
Homeless Services United, Inc.	\$75.00
HR&A Advisors, Inc.	\$100.00
Larry Scott Blackmon LLC	\$500.00
Law Office of Emily Simons PLLC	\$50.00
Le Roi Capital - Sterlin & Sharma LLC	\$25.00
Manatt, Phelps & Phillips, LLP	\$50.00
Masiello Martucci and Associates	\$2,000.00
Mercury Public Affairs, LLC	\$50.00
Moon Capital Management LP	\$50.00
National Waste & Recycling Association	\$50.00
New York City Alliance Against Sexual Assault, Inc.	\$50.00
Nonprofit New York	\$50.00
Nurse Family Partnership	\$75.00
One for All Strategies, LLC	\$325.00
P.S. 1 Contemporary Art Center, Inc.	\$500.00
Patrick B. Jenkins & Associates	\$7,525.00
Penny Lee	\$375.00
Powell Solutions LLC	\$2,100.00
Professional Staff Congress/CUNY, AFT Local 2334	\$75.00
Robert A. Ungar Associates, Inc.	\$100.00
Robert S. Altman, Esq., PLLC	\$75.00
Selfhelp Community Services, Inc.	\$75.00
START Treatment & Recovery Centers, Inc.	\$250.00
Statewide Public Affairs, Inc.	\$25.00
The Advance Group Inc.	\$225.00

The College Board	\$325.00
The Metropolitan Museum of Art	\$50.00
Thies & Grenell, LLC	<u>\$250.00</u>
Total	<u>\$17,650.00</u>

APPENDIX B

LATE FILING PENALTIES: 2023 CLIENT ANNUAL REPORT

<u>Client Name</u>	<u>Amount</u>
11th Avenue Automobile Realty, LLC	\$1,290.00
130 St. Felix Street LLC	\$25.00
135th Avenue Borrower LLC	\$20.00
22 Chapel Master Tenant LLC	\$30.00
307-309 Sixth Avenue LLC	\$525.00
309 East 94th Street Property Owner LLC	\$30.00
333 East 91st Street Owners Corp.	\$50.00
38-46 West 33 Street LLC.	\$425.00
401 West Property Owner LLC	\$575.00
420 Carroll LLC	\$575.00
49 East 79th Street Corporation	\$50.00
5 Borough Housing Movement, Inc.	\$10.00
545 Sackett LLC	\$575.00
601-142 Realty LLC	\$75.00
677 Eleventh Avenue Realty, LLC	\$1,290.00
777 Washington LLC	\$175.00
8-10 Grand Avenue Owner LLC	\$30.00
962 Pacific ST LLC	\$20.00
A.R.E.B.A. - Casriel, Inc.	\$700.00
AAA Electronic Services, Inc.	\$230.00
Abraham Finkelstein	\$1,270.00
Acacia Network, Inc.	\$25.00
Accela, Inc.	\$75.00
Ace Venture of NY LLC	\$887.50
Adbigly LLC	\$70.00
Advanced Data Processing, Inc.	\$75.00
Agudist Council of Greater New York	\$60.00
Alexander Jutkowitz Consulting, LLC	\$400.00
Alpha Equity RT LLC	\$1,350.00
American Bail Coalition, Inc.	\$600.00
American Racing and Entertainment, LLC	\$50.00
American Technology Services, LLC	\$400.00
Amigos del Museo del Barrio	\$50.00
Anheuser-Busch Companies, LLC.	\$75.00
Anthony T. Rinaldi, LLC	\$50.00

Aperture Foundation, Inc.	\$150.00
Apex Building Company, Inc.	\$500.00
API Restaurant Corp.	\$50.00
Archer Aviation, Inc.	\$25.00
ARCO Design/Build Industrial New York, LLC	\$425.00
Arena Investors, LP	\$250.00
Argus Community, Inc.	\$375.00
ArtBridge Projects Inc.	\$75.00
AshBritt, Inc.	\$725.00
ASTM North America Inc.	\$230.00
Astoria Park Catering LLC	\$140.00
Asurion Insurance Services, Inc.	\$20.00
Aya Healthcare, Inc.	\$20.00
Bank Street College of Education	\$25.00
Barnard College	\$375.00
Bayberry Media New York LLC	\$375.00
Baychester Materials Inc.	\$175.00
Bayrock Capital LLC	\$50.00
Bed Stuy Best LLC	\$50.00
Beekman Towers LLC	\$1,340.00
Bennett Property Owner LLC	\$220.00
Big Apple Taxi Management LLC	\$675.00
Big City Tourism, Inc	\$70.00
Blake Christopher NY LLC for the benefit of 840-842 LLC	\$230.00
Blue and Gray Strategies, LLC for the benefit of Umoja Supply Chain Solutions, LLC	\$40.00
Bodega & Small Business Group USA Inc.	\$510.00
Boingo Wireless, Inc.	\$700.00
Booking.com B.V.	\$20.00
Boynton Properties LLC	\$25.00
BRIC Arts Media Bklyn, Inc.	\$50.00
Broadway Housing Communities, Inc.	\$275.00
BronxWorks, Inc.	\$290.00
Brook NY Residential LLC	\$70.00
Brooklyn Chamber of Commerce, Inc.	\$50.00
Brooklyn Public Library	\$575.00
Brownsville Arts Owner LLC	\$25.00
Building Industry Association of New York City, Inc.	\$900.00
Building Owners and Managers Association of Greater New York, Inc.	\$2,100.00
Calvary Hospital, Inc.	\$300.00
Campaign for Tobacco-Free Kids	\$275.00
CanAm Enterprises, LP	\$50.00

CareerWise New York, Inc.	\$462.50
Cascade 553 LLC	\$75.00
Cathedral Church of St. John the Divine	\$25.00
Catholic Charities of the Archdiocese of New York	\$25.00
Cayuga Home for Children	\$150.00
CBCS Washington Street LP	\$725.00
Center for Educational Innovation-Public Education Association	\$50.00
CenturyLink Communications, LLC	\$2,125.00
Chai Bonim, LLC	\$1,425.00
Cheese Bus, Inc.	\$310.00
Chess-in-the-Schools, Inc.	\$50.00
Children's Museum of Manhattan, Inc.	\$30.00
Coalition for the Homeless, Inc.	\$50.00
Cogent Waste Solutions LLC	\$10.00
CollegePoint Distribution, LLC	\$700.00
Communications Workers of America, Local 1182	\$1,675.00
Coney Island Holdings LLC	\$75.00
Congregation Luminous, Inc	\$300.00
CONNECT, Inc.	\$1,275.00
Contender Group, LLC	\$230.00
Core Scaffold Systems Inc.	\$1,450.00
Covenant House New York	\$1,975.00
Crown 730 Invest LLC	\$400.00
CSC Coliving LLC	\$525.00
CWA Local 1180	\$75.00
Deco Tower Associates LLC	\$2,950.00
Destination Tomorrow, Inc	\$375.00
Devon Fredericks	\$240.00
Dexter 345 Inc.	\$75.00
Diego Beekman Mutual Housing Association Housing Development Fund Corporation	\$500.00
East Broadway Mall Inc.	\$25.00
East Harlem Arts and Education Local Development Corporation	\$150.00
Easy Access, Inc.	\$160.00
Electreon Wireless, Inc.	\$1,800.00
Empire Cruises LLC	\$600.00
EO 160 WATER LLC	\$75.00
Equinor Wind US LLC	\$1,450.00
Everytable, PBC	\$200.00
Evolv Technologies Holdings, Inc.	\$600.00
Excelsior 57th Corp.	\$50.00

Federation of Protestant Welfare Agencies, Inc.	\$600.00
FedEx Corporation	\$25.00
Fejost, LLC	\$1,631.25
Fifth Avenue and 60th Street Corporation	\$160.00
Film Fleadh Foundation, Inc.	\$575.00
Fiserv, Inc.	\$50.00
FMS Environmental Services Inc.	\$240.00
Fort Orange Press, Inc.	\$280.00
Fox Corporation	\$25.00
Fresenius Management Services, Inc. on behalf of New York Dialysis Services, Inc.	\$50.00
Friends of the Ederle Playground LLC	\$230.00
Full Funnel Growth Inc.	\$280.00
Gay Men's Health Crisis, Inc.	\$50.00
Gecko, Inc.	\$10.00
Gigamon Inc.	\$20.00
Global Kids, Inc.	\$400.00
GO Broome LLC	\$25.00
GO Covenant LLC	\$25.00
GO HPS LLC	\$25.00
Go New York Tours Inc	\$1,475.00
GO Quay, LLC	\$25.00
GoBrands, Inc.	\$600.00
Goodwill Industries of Greater New York and Northern New Jersey, Inc.	\$20.00
Grace Evangelical Lutheran Church of Long Island City	\$70.00
GVA Capital LLC	\$500.00
Hamilton Property Holdings LLC	\$170.00
HANAC, Inc.	\$25.00
Harmony Rockaway LLC	\$50.00
H-O Realty Corporation	\$30.00
Hoisting and Scaffolding Trade Association, Inc.	\$50.00
Homecore Inc.	\$230.00
Hope Community, Inc.	\$400.00
HP Alternative Fuels, LLC	\$600.00
Hunts Point Terminal Produce Cooperative Association Inc.	\$25.00
HV, LLC	\$20.00
Hydro Heat LLC	\$140.00
Indelible Solutions, L.P.	\$580.00
Independent Drivers Guild, Inc.	\$1,725.00
Infinite Horizons, LLC	\$50.00
Instructure, Inc.	\$400.00

International Alliance of Theatrical Stage Employees, Moving Picture Technicians, Artists and Allied Crafts	\$75.00
ITG Brands, LLC	\$280.00
IUV Phase 1 Owner, LLC and IUV Phase 1B Owner, LLC for the benefit of GO UCL LLC	\$10.00
IUV Phase 1 Owner, LLC on behalf of GO UCL LLC	\$25.00
Jewish Home Lifecare	\$25.00
JFK Millennium Partners, LLC	\$550.00
JNB Realty LLC	\$50.00
JST3NY INC	\$662.50
Knowledge Road Specialists LLC	\$550.00
Kooth USA LLC	\$300.00
LEO Technologies Inc	\$50.00
LePatner C3, LLC for the benefit of Comptek Technologies, LLC	\$300.00
Life Science Logistics NY, LLC	\$10.00
Linden Grove Developer LLC	\$25.00
Literacy Partners, Inc.	\$150.00
L'Refuah Medical & Rehabilitation Center, Inc.	\$50.00
Maiden Rest. LLC	\$20.00
Makor Care & Services Network	\$1,250.00
Manhattan Beer Distributors LLC	\$25.00
Matrix Development Group Associates, L.L.C.	\$600.00
MC PR III 688 Court Realty LLC	\$225.00
Medify Air, LLC	\$10.00
Mel Management Corp.	\$2,450.00
Mercato, Inc.	\$640.00
Metropolitan Transportation Authority	\$1,275.00
Mike's Heavy Duty Towing Inc.	\$2,275.00
Minetta Lane Owners LLC	\$400.00
Mobile Health Management Services, Inc.	\$725.00
Museum of Chinese in the Americas	\$150.00
My Job Matcher, Inc.	\$440.00
Narrative Nation, Inc.	\$300.00
National Supermarket Association	\$3,375.00
Natures Finest Security, L.L.C.	\$550.00
Neighborhood Association for Inter-Cultural Affairs, Inc.	\$80.00
Neighborhood Housing Services of Brooklyn CDC, Inc.	\$50.00
Neighborhood Housing Services of Queens CDC, Inc.	\$20.00
New Whitehall Apartments L.L.C.	\$75.00
New York City Deputy Sheriffs Association	\$600.00
New York Embroidery Studio Inc.	\$20.00

New York Recycling Solutions LLC	\$30.00
New York State Association For Affordable Housing, Inc.	\$675.00
New York State Energy Coalition, Inc.	\$50.00
New York State Society of Physicians' Assistants, Inc.	\$20.00
New York State Trial Lawyers Association, Inc.	\$50.00
New Yorkers For Children, Inc.	\$175.00
Nino de la Caridad Inc.	\$60.00
Nontraditional Employment for Women	\$75.00
North Star Fund Inc. for the benefit of Communities United for Police Reform	\$25.00
Northern Manhattan Improvement Corporation	\$400.00
NRP Market Rate Developer LLC for the benefit of The NRP Group LLC	\$375.00
One Seven Five Water LLC	\$500.00
Otis Elevator Company	\$500.00
Outsource Consultants, Inc.	\$600.00
P15 LLC	\$20.00
Panasonic Corporation of North America	\$1,600.00
Parker57 LLC	\$375.00
Per Scholas, Inc.	\$25.00
Perlbinder Holdings LLC	\$2,800.00
Phelps Dodge Refining Corporation	\$50.00
Phoenix Graphics, Inc.	\$2,410.00
PM Group, LLC	\$1,150.00
Police Athletic League, Inc.	\$240.00
Prada USA Corp.	\$20.00
Pratt Area Community Council, Inc.	\$375.00
Presidio Networked Solutions Group, LLC	\$75.00
Prestige Plumbing & Heating Inc.	\$640.00
Prospect Park Alliance, Inc.	\$25.00
Queens & Bronx Building Association	\$675.00
Queens Community House, Inc.	\$50.00
Queens Economic Development Corporation	\$75.00
RB Advisory LLC	\$2,125.00
Redeemer Presbyterian Church East Side	\$370.00
Regina Caterers, Inc.	\$425.00
Remark Holdings, Inc.	\$1,900.00
Remezcla, LLC	\$140.00
Renaissance Charter School	\$150.00
Replica, Inc.	\$725.00
Rightbanc Realty LLC	\$920.00
RingCentral, Inc.	\$150.00
Riverdale Country School, Inc.	\$150.00

Riverside Park Conservancy, Inc.	\$50.00
ROAR New York, Inc.	\$550.00
Rockaway Development and Revitalization Corporation	\$675.00
Rubrik, Inc.	\$50.00
Saga Hospitality Group LLC	\$360.00
Saratoga Advisors Group, LLC	\$60.00
Save Affordable Rent LLC	\$20.00
SC Campus Owner LLC	\$175.00
SCAN-Harbor, Inc.	\$50.00
Secure Identity, LLC	\$50.00
Seminole Hard Rock Entertainment, Inc.	\$150.00
Sherwood 48 Associates	\$225.00
SHI International Corp.	\$50.00
SnapMedTech, Inc.	\$3,375.00
SOMOS Healthcare Providers, Inc.	\$50.00
Sotheby's, Inc.	\$400.00
Southside JQ Member LLC	\$50.00
START Treatment & Recovery Centers, Inc.	\$575.00
Stellar 341 LLC	\$1,340.00
Stellar Printing. AI Inc.	\$550.00
Stimdel Properties (FL), Inc.	\$25.00
Sugar Hill Children's Museum of Art & Storytelling	\$275.00
Supreme Fitness Group NY, LLC	\$210.00
Sure We Can, Inc.	\$575.00
SWDM 57 LLC on behalf of BG 57th Avenue Realty, LLC	\$50.00
TCE Presents, LLC	\$575.00
Thalo Labs, Inc.	\$430.00
The Alliance of Resident Theatres/New York, Inc.	\$50.00
The Borden LLC	\$10.00
The Bronx Community Foundation, Inc.	\$600.00
The Bronx Parent Housing Network, Inc.	\$875.00
The Brooklyn Academy of Music, Inc.	\$150.00
The Center for New York City Neighborhoods, Inc.	\$375.00
The Children's Defense Fund	\$462.50
The Coalition for Behavioral Health, Inc.	\$25.00
The Fresh Air Fund	\$25.00
The HOPE Program, Inc	\$375.00
The Legal Aid Society	\$50.00
The Leslie-Lohman Museum of Gay and Lesbian Art	\$1,725.00
The Lure Group LLC	\$525.00
The New Fulton Fish Market Cooperative at Hunts Point Inc.	\$1,450.00
The New York State Society of Certified Public Accountants	\$425.00
The New York State Veterinary Medical Society, Inc.	\$150.00

The New York Urban League, Inc.	\$700.00
The One Love Foundation in honor of Yeadley Love, Inc.	\$380.00
The Private Suite JFK, LLC	\$725.00
The Renaissance Charter School 2	\$150.00
The Skatepark Project	\$500.00
The Steel Institute of New York	\$75.00
The Stonehouse Rest LLC	\$750.00
The Times Square Advertising Coalition Inc.	\$50.00
The Vineyard Theatre and Workshop Center, Inc.	\$400.00
The Woodlawn Cemetery	\$50.00
Thomas Mott Osborne Memorial Fund, Inc.	\$175.00
TK Elevator Corporation	\$2,700.00
Total Transportation Corp. on behalf of Bella Bus Corp.	\$20.00
Transportation Alternatives, Inc	\$50.00
TRC Companies, Inc.	\$375.00
Trinity Place Holdings Inc.	\$50.00
UiPath, Inc.	\$75.00
UKG Inc.	\$25.00
Union Community Health Center, Inc.	\$150.00
Union Settlement Association, Inc.	\$60.00
Unique Comp Inc.	\$50.00
United Food and Commercial Workers Union Local 342	\$250.00
United Probation Officers Association of the City of New York	\$50.00
Uponor, Inc.	\$30.00
Urban Edge Properties LP	\$1,425.00
Urban Intelligence, Inc.	\$60.00
Urban Realty Partners LLC	\$1,225.00
Urbane Development Group LTD	\$160.00
USA Scheduler, LLC	\$170.00
Uwill, Inc.	\$150.00
Vade Group Inc.	\$650.00
Variety Boys & Girls club of Queens	\$175.00
Vimo, Inc.	\$375.00
Visiting Nurse Service of New York	\$675.00
Viteps Inc	\$20.00
William Gottlieb Management Co., LLC	\$1,475.00
Wonderschool, Inc.	\$1,450.00
World Trade Center Performing Arts Center, Inc.	\$25.00
Xomad LLC	\$25.00
Yes I Can Services Inc	\$280.00
You Gotta Believe! The Older Child Adoption & Permanency Movement, Inc.	\$75.00
ZeroEyes, Inc.	<u>\$250.00</u>

Total **\$134,876.25**

APPENDIX C

LATE FILING PENALTIES: LOBBYIST 2024 STATEMENTS OF REGISTRATION

<u>Lobbyist</u>	<u>Amount</u>
99 Solutions LLC.	\$25.00
Actum CA Opco, LLC	\$25.00
Allied Government Affairs LLC	\$4,475.00
APICHA Community Health Center	\$1,375.00
Asian American Federation, Inc.	\$1,475.00
Barowitz Advisory Ltd.	\$150.00
Bender Cantone Consulting, Inc.	\$425.00
BMW Government Relations LLC	\$2,850.00
Bolton-St. Johns, LLC	\$900.00
Brigade Capital Management, LP	\$1,050.00
Brown & Weinraub Advisors, LLC	\$975.00
Buckner Group LLC	\$885.00
Building Skills NY	\$50.00
Cahill Strategies	\$425.00
Canon Strategy Group LLC	\$10.00
Catholic Charities of the Archdiocese of New York	\$25.00
Chinese-American Planning Council, Inc.	\$550.00
Cojo Strategies LLC	\$1,400.00
Communities for Homeowner Choice LLC	\$200.00
Council on the Environment, Inc.	\$700.00
Cozen O'Connor Public Strategies, LLC	\$525.00
Distinctive Public Affairs, LLC	\$475.00
Duane Morris LLP	\$25.00
ERG Advisors LLC	\$175.00
Fontas Advisors NY LLC	\$75.00
Fried, Frank, Harris, Shriver & Jacobson LLP	\$6,025.00
Generation Citizen, Inc.	\$20.00
Gold Eagle Strategies LLC	\$30.00
Greenberg Traurig, LLP	\$4,400.00
H & C Consulting LLC	\$250.00
Hawkins Consulting, Inc.	\$100.00
Higgins Quasebarth & Partners, LLC	\$300.00
Hirschen Singer & Epstein LLP	\$25.00
Honan Strategy Group LLC	\$690.00
JMG Strategies Inc.	\$6,700.00
Justice Committee, Inc.	\$1,475.00

King Sweeney Strategies LLC	\$230.00
Kline Public Strategies LLC	\$150.00
Le Roi Capital - Sterlin & Sharma LLC	\$550.00
Lemma Strategies Inc.	\$950.00
Local 32BJ SEIU	\$400.00
London House LLC	\$50.00
Malkin & Ross	\$375.00
Menicucci Villa Panzella Calcagno, PLLC	\$570.00
Mirram Group LLC	\$650.00
Moonshot Strategies LLC	\$1,000.00
Nagel Law Office, PLLC	\$150.00
National Alliance on Mental Illness of New York City, Inc.	\$30.00
New Economy Project, Inc.	\$25.00
New York City Environmental Justice Alliance, Inc.	\$25.00
New York State Broadcasters Association, Inc.	\$1,475.00
NJF Consulting Group LLC	\$1,475.00
Nonprofit New York	\$325.00
North Star Fund Inc. for the benefit of Communities United for Police Reform	\$25.00
OBoyle & Buchanan Advisors LLC	\$570.00
O'Donnell & Associates, LLC	\$450.00
One Home Brands, Inc.	\$200.00
Pace University	\$50.00
Park Strategies, LLC	\$150.00
Part of the Solution	\$70.00
Patrick B. Jenkins & Associates	\$12,725.00
Pitta Bishop & Del Giorno LLC	\$125.00
Pontis Partners, LLC	\$1,075.00
Powell Solutions LLC	\$1,325.00
Professional Staff Congress/CUNY, AFT Local 2334	\$1,450.00
Pryor Cashman LLP	\$3,025.00
Queens Community House, Inc.	\$1,275.00
Revel Transit Inc.	\$50.00
Rhoar, Inc.	\$730.00
Roc Nation LLC	\$60.00
RXR Development Services LLC	\$825.00
Seyfarth Shaw LLP	\$500.00
Sheppard Mullin Richter & Hampton LLP	\$2,165.00
SL Green Realty Corp. with SL Green Management LLC as an affiliate payor	\$560.00
Soraya Elcock	\$280.00
Stanley K. Schlein, Esq.	\$500.00
START Treatment & Recovery Centers, Inc.	\$200.00

Statewide Public Affairs, Inc.	\$1,125.00
Tech:NYC Inc.	\$75.00
The Advance Group Inc.	\$875.00
The Carey Group LLC	\$50.00
The Carnelian Group, LLC	\$200.00
The Cooper Union for the Advancement of Science and Art	\$1,475.00
The Nature Conservancy	\$400.00
The New Fulton Fish Market Cooperative at Hunts Point Inc.	\$700.00
The Trust for Governors Island	\$600.00
TLM Strategic Advisors LLC	\$250.00
Valenzuela Strategies LLC	\$50.00
Visiting Nurse Service of New York	\$1,475.00
Vornado Realty L.P.	\$200.00
WE ACT 4 Change Inc.	\$30.00
Willett Public Affairs LLC	<u>\$100.00</u>
Total	<u>\$83,680.00</u>

APPENDIX D

LATE FILING PENALTIES: LOBBYIST 2024 FIRST PERIODIC REPORT

<u>Lobbyist</u>	<u>Amount</u>
Animal Legal Defense Fund	\$75.00
Arete Public Affairs, LLC	\$700.00
Armstrong Teasdale LLP	\$350.00
Bird Rides, Inc.	\$125.00
Cahill Strategies	\$75.00
Canon Strategy Group LLC	\$1,640.00
CaringKind	\$50.00
Catholic Guardian Services	\$100.00
Coller Capital LTD	\$75.00
Community Housing Improvement Program, Inc.	\$125.00
Ennead Architects LLP	\$75.00
Geto & de Milly Inc.	\$125.00
Hawkins Consulting, Inc.	\$100.00
Higgins Quasebarth & Partners, LLC	\$75.00
JMG Strategies Inc.	\$2,975.00
Legal Action Center of the City of New York, Inc.	\$75.00
National Grid	\$25.00
One Home Brands, Inc.	\$100.00
Opportunities for a Better Tomorrow, Inc.	\$75.00
Patrick B. Jenkins & Associates	\$4,800.00
Powell Solutions LLC	\$1,500.00
Siebert Williams Shank & Co., LLC	\$50.00
Staten Island Chamber of Commerce	\$75.00
The Center for New York City Neighborhoods, Inc.	\$175.00
The Children's Defense Fund	\$25.00
The Douglaston Companies 1 LLC	\$75.00
TikTok Inc.	\$50.00
TLM Strategic Advisors LLC	<u>\$250.00</u>
Total	<u>\$13,940.00</u>

APPENDIX E

LATE FILING PENALTIES: LOBBYIST 2024 SECOND PERIODIC REPORT

<u>Lobbyist</u>	<u>Amount</u>
BMW Government Relations LLC	\$50.00
Canon Strategy Group LLC	\$1,050.00
Chinese-American Planning Council, Inc.	\$125.00
Citizens Union of the City of New York	\$25.00
Cojo Strategies LLC	\$350.00
Community Housing Improvement Program, Inc.	\$675.00
Cozen O'Connor Public Strategies, LLC	\$100.00
CSX Transportation, Inc.	\$25.00
Cunningham & Cunningham LLP	\$50.00
Distinctive Public Affairs, LLC	\$200.00
Ennead Architects LLP	\$75.00
External Group, LLC	\$125.00
Greater New York LECET Fund	\$375.00
Honan Strategy Group LLC	\$925.00
HR&A Advisors, Inc.	\$50.00
Human Services Council of New York	\$50.00
JCDecaux North America, Inc.	\$25.00
JMG Strategies Inc.	\$1,675.00
Le Roi Capital - Sterlin & Sharma LLC	\$100.00
New York Common Pantry, Inc.	\$50.00
Part of the Solution	\$50.00
Patrick B. Jenkins & Associates	\$1,750.00
Powell Solutions LLC	\$1,350.00
Pryor Cashman LLP	\$1,525.00
Revel Transit Inc.	\$50.00
The Elk Street Group, LLC	\$25.00
The Friedlander Group	\$50.00
The Metropolitan Museum of Art	\$25.00
The New York City Center for Charter School Excellence	\$25.00
TLM Strategic Advisors LLC	\$250.00
Valenzuela Strategies LLC	<u>\$50.00</u>
Total	<u>\$11,250.00</u>

APPENDIX F

LATE FILING PENALTIES: LOBBYIST 2024 THIRD PERIODIC REPORT

<u>Lobbyist</u>	<u>Amount</u>
Big Initiatives Incorporated	\$75.00
Center for Alternative Sentencing and Employment Services, Inc.	\$175.00
Community Housing Improvement Program, Inc.	\$75.00
External Group, LLC	\$75.00
Greater New York LECET Fund	\$2,100.00
Moonshot Strategies LLC	\$800.00
NJF Consulting Group LLC	\$50.00
North Star Fund Inc. for the benefit of Communities United for Police Reform	\$50.00
OBoyle & Buchanan Advisors LLC	\$100.00
Open New York, Inc.	\$75.00
Patrick B. Jenkins & Associates	\$525.00
Powell Solutions LLC	\$650.00
Rhoar, Inc.	\$1,150.00
Selfhelp Community Services, Inc.	\$25.00
Statewide Public Affairs, Inc.	\$1,500.00
Steamfitters Local 638 PAC	\$25.00
The Nature Conservancy	\$100.00
TLM Strategic Advisors LLC	\$250.00
Valenzuela Strategies LLC	<u>\$50.00</u>
 Total	 <u>\$7,850.00</u>

APPENDIX G

LATE FILING PENALTIES: LOBBYIST 2024 FOURTH PERIODIC REPORT

<u>Lobbyist</u>	<u>Amount</u>
Armstrong Teasdale LLP	\$1,150.00
ASY Services, LLC	\$150.00
Buspatrol America LLC	\$25.00
Canon Strategy Group LLC	\$400.00
Center for Alternative Sentencing and Employment Services, Inc.	\$225.00
Citizens Union of the City of New York	\$25.00
Cojo Strategies LLC	\$575.00
Community Housing Improvement Program, Inc.	\$250.00
Constantinople & Vallone Consulting LLC	\$100.00
Fried, Frank, Harris, Shriver & Jacobson LLP	\$2,575.00
Global Strategy Group, LLC	\$75.00
Greater New York LECET Fund	\$525.00
Hawkins Consulting, Inc.	\$275.00
Higgins Quasebarth & Partners, LLC	\$700.00
JCDecaux North America, Inc.	\$50.00
JEM Associates NY, LLC	\$25.00
Jewish Board of Family and Children's Services, Inc.	\$50.00
JMG Strategies Inc.	\$500.00
Mason Tenders' District Council of Greater New York	\$2,000.00
Mercury Public Affairs, LLC	\$25.00
New Yorkers for Culture and the Arts, Inc.	\$50.00
Nurse Family Partnership	\$50.00
Powell Solutions LLC	\$150.00
Pryor Cashman LLP	\$25.00
R.F. Wilkins Consultants, Inc.	\$100.00
Safe Horizon, Inc.	\$50.00
Staten Island Chamber of Commerce	\$50.00
Steamfitters Local 638 PAC	\$25.00
TLM Strategic Advisors LLC	\$250.00
Valenzuela Strategies LLC	<u>\$50.00</u>
Total	<u>\$10,500.00</u>

APPENDIX H

LATE FILING PENALTIES: LOBBYIST 2024 FIFTH PERIODIC REPORT

<u>Lobbyist</u>	<u>Amount</u>
Arete Public Affairs, LLC	\$25.00
Artemis Real Estate Partners, LLC	\$25.00
Brooklyn Navy Yard Development Corporation	\$25.00
Building 77 QALICB, Inc.	\$25.00
Carl Andrews & Associates, Inc.	\$25.00
Community Housing Improvement Program, Inc.	\$100.00
Cooper Square Community Development Committee, Inc.	\$25.00
Federation of Protestant Welfare Agencies, Inc.	\$75.00
Fried, Frank, Harris, Shriver & Jacobson LLP	\$200.00
GrandRap Strategies LLC	\$75.00
Greater New York LECET Fund	\$100.00
Mason Tenders' District Council of Greater New York	\$650.00
New York Apartment Association, Inc.	\$100.00
New York City Central Labor Council, AFL-CIO	\$100.00
New York State Trial Lawyers Association, Inc.	\$100.00
NYC NOWC, INC.	\$25.00
Opportunities for a Better Tomorrow, Inc.	\$25.00
Park Strategies, LLC	\$100.00
Patricia Lynch Associates, Inc.	\$50.00
Pursuit Transformation Company Inc.	\$175.00
Riseboro Community Partnership Inc.	\$25.00
ROSENBERG & ESTIS, P.C.	\$75.00
Staten Island Chamber of Commerce	\$75.00
The Advance Group Inc.	\$25.00
The Bronx Defenders	\$25.00
The Children's Aid Society	\$25.00
The Metropolitan Museum of Art	\$100.00
The Museum of Modern Art	\$75.00
The New York Chapter of the American Institute of Architects	\$75.00
The Parkside Group, LLC	\$150.00
Urban Justice Center	\$25.00
Valenzuela Strategies LLC	\$50.00
Visiting Nurse Service of New York	<u>\$50.00</u>
<u>Total</u>	<u>\$2,800.00</u>

APPENDIX I

LATE FILING PENALTIES:
LOBBYIST 2024 FUNDRAISING/POLITICAL CONSULTING REPORTS

<u>Lobbyist</u>	<u>Amount</u>
<u>Third Period</u>	
Building Trades Employers Association, Inc.	\$350.00
Real Estate Board of New York, Inc.	\$425.00
The Wright Group NY, Inc	<u>\$400.00</u>
	\$1,175.00
<u>Fourth Period</u>	
Geto & de Milly Inc.	<u>\$575.00</u>
	\$ 575.00
<u>Total</u>	<u>\$1,750.00</u>